

The state of higher education and training in Uganda 2010:

A Report on higher education delivery and institutions



The National Council for Higher Education

National Council for Higher

Plot 34 Cavers Crescent

P. O. Box 76, Kyambogo, Kampala

Tel: 0312-262140/4

E-mail: nche@infocom.co.ug/nche@unche.or.ug

Website: www.unche.or.ug

Printed by National Council for Higher Education

©National Council for Higher Education, 2010

All rights reserved. No part of this publication may be reproduced, stored in retrieval system or transmitted in any form or by any means, electronic, mechanical, photocopying, recording or otherwise, without the prior permission of National Council for Higher Education.

Contents

Acknowledgement.....	vi
Acronyms and Definitions	vii
Definitions.....	viii
Gross enrolment ratio.....	viii
Net enrolment ratio	viii
Gross tertiary science enrolment ratio	viii
1.0 Executive Summary	1
1.1.0 The higher education sub-sectors at a glance	1
1.1.1 Institutions.....	1
2.0 Methodology.....	6
2.0 Introduction.....	6
2.1 Methods of data collection	6
2.2 Instruments of data collection.....	7
2.3 Timing of data collection	7
2.4 Limitations, problems encountered and success rate.....	7
2.5 Data verification, entry and analysis	8
2.6 Expected survey outputs	8
3.0 Higher education institutions, 2010.....	9
3.1 Introduction.....	9
3.2 Universities	9
3.3 Other Degree Awarding Institutions	9
3.4 Other Tertiary Institutions (OTI)	10
3.5 The general higher education landscape in 2010:	10
3.6 Ownership of institutions.....	11
3.7 Regional distribution.....	11
3.8 Concluding remarks to this section.	12
4.0 Enrolment in higher education institutions	13
4.1 Total enrolments	13
4.2 Gross enrolment ratio.....	13
4.3 Enrolment by category and discipline.....	13
4.4 Enrolment by gender.....	15
4.5 Enrolment by national categories (Ugandan/foreigners)	15
4.6 Concluding remarks to section	16
5.0 Academic programmes.....	17
5.1 The general picture	17
5.2 Academic programmes by levels and discipline.....	17
5.5 Research	20
5.6 Concluding remarks to section	20
6.0 Academic staff.....	22
6.1 Introduction.....	22
6.2 Number of academic staff in 2010	22
6.3 Distribution of academic staff by qualification	24
6.4 Adequacy of academic staff	24

6.6 Staff development/ training.....	24
6.7 Concluding remarks to this section	27
7.0 Physical infrastructure and facilities	28
7.1 Declines in quality of infrastructures.....	28
7.2 Library space in institutions of higher learning.....	28
7.3 Lecture space.....	29
7.4 Labs/workshop space.....	29
7.5 Education facilities	30
7.6 Library Books	30
7.7 Access to computers	30
8.0 Funding of higher education institutions.....	31
8.1 Higher education institutions are not well funded.....	31
8.2 Public universities need more funding from the State.....	33
8.3 Higher education unit costs.....	33
8.4 Education is an income earner.....	34
8.5 Conclusions to this section	35
9.0 Access to higher education:	36
9.1 Introduction:	36
9.2 Methodology	36
9.3.1 Households items as indicators of social economic status	37
9.3.2 On the education of parents of students of our university students. ...	37
9.3.3 The sources of income of the parents of students in our universities...	37
9.3.4 Region of origin.....	38
9.3.5 Gender of the students in the sample	38
9.4 Concluding remarks to this section	38
10.0 Where do higher education graduates go after courses of study?.....	39
10.1 Introduction.....	39
10.2 Need for tracer studies.....	39
10.3 The National Council tracer study of 2006	39
10.4 Recommendations by the study	41
11.0 The National Council for Higher Education:	43
11.1 The Council has the following effective distinct committees:	43
11.2 The Secretariat has the following Departments:	43
11.3.1 The Quality Assurance Department	43
11.3.2 The Finance Department	44
11.3.3 Library, Documentation and Information Support Services	44
11.3.4 The Administration Department.....	45
11.4 Shortage of staff has been blurring departmentalization	45
12.0 References.....	46
Appendices.....	51
Appendix: 1 Total enrolment summaries	51
Appendix: 2 Academic programmes	56
Appendix: 3 Academic/Teaching staff.....	88

Appendix: 4 Academic staff adequacy	93
Appendix: 5 Staff development	97
Appendix: 6 Physical infrastructure	99
Appendix: 7 Books.....	102
Appendix: 8 Computer access	105
Appendix: 9 SEst. unit cost at public universities for selected courses	109

List of Tables.

Table 3.1 OTI granted Provisional Licenses in 2010	10
Table 3.2 OTI granted Cert. of Classification and Registration in 2010	10
Table 3.3 Institutions by category	11
Table 3.4: Ownership of institutions	11
Table 3.5: Regional distribution of institutions of higher learning.....	12
Table 4.1 Enrolment Summary for years 1990s to 2010	13
Table 4.2: Enrolment by category and discipline	14
Table 4.3: Enrolment by gender	15
Table 4.4: Enrolment by nationality	16
Table 5.1 Accredited programmes	17
Table 5.2 Academic programs including non – Accredited ones.....	19
Table 5.3 Academic programmes by selected disciplines	19
Table 5.4 Academic programmes by schedule	20
Table 6.1 Number of academic staff in higher education inst. by gender	23
Table 6.2 Distribution of academic staff by qualification 2004-2009	24
Table 6.3 Academic staff compared to enrolment in 2010	24
Table 6.4 Availability of Academic staff on fulltime and part-time	25
Table 6.5 Staff development/ Training by institutional categories, 2010	26
Table 6.6 Staff development by expected qualification	27
Table 7.1 Physical infrastructure in higher education institutions	28
Table 7.2 Library space and books in institutions of learning.....	29
Table 7.3 Access to computers in institutions of learning.....	30
Table 8.1 Public/private students contribution in Makerere 1993-2005/6.....	32
Table 8.2 Universities share of public funds as a percentage of GDP,	33
Table 8.3: The Unit costs as provided by the Auditor General’s study:.....	34
Table 8.4 GDP by economic activity at current prices, billion shillings.....	35

List of Figures.

Figure 5.1 Programme distribution in universities and affiliated colleges ...	18
Figure 6.1 Distribution of staff by qualification	22
Figure 6.2 Distribution of academic staff by category of institution.....	25
Figure 8.1 Comparison of government /private students funds in Mak	31

U

Acknowledgement

The production of Council's State of Higher Education for the year 2010 has been delayed by a number of factors. Despite that, it is my hope that this report will be as welcome as the previous ones.

The production of this report has been made possible by the work of a number of institutions and individuals. Council is grateful to the Minister of Education and Sports as well as the Permanent Secretary for their support. Council and the Department of Planning, Ministry of Education and Sports have jointly collected the data of which this report is a product. In 2005, the Ministry asked Council to be responsible for the collection and processing of data from all tertiary institutions. Council is grateful for the trust. On a personal level, Council appreciates Mr. Godfrey Datemwa, the Commissioner Planning Department, Mrs. Elizabeth Gabona, the Director of Education, Mr. Robert Oceng, the Commissioner of Higher Education, Mr. Joseph Eilor, Ms. Irene Namubiru, S.M. Lule, Frank Senabulya, Mike, Denis, Ronald, Agnes, Julie, Rose, Johnny for the efforts they have put into the collection of data and the production of this report. May they be equally disposed in the production of subsequent reports.

I would personally like to thank all members and staff of the National Council for Higher Education for their untiring efforts in this and other Council's tasks. Your efforts, cooperation and dedication is enabling Council to develop as an effective authority on higher education issues not only in Uganda, but also East Africa. It is hard to appreciate work done on the 2010 State of Higher Education Report without mentioning Mr. Martin Iremaut Osikei who designed the survey instrument, collected, analyzed, typed and supervised the last stages of the report reproduction. Thank you very much Martin.

I again thank all people and institutions for the cooperation.

A.B.K Kasozi, Ph.D (Calif.)

Executive Director

Acronyms and Definitions

ACCA	Association of Certified Chartered Accountant
AKF	Aga Khan Foundation
CME	Continuing Medical Education
DEP	Diploma in Education Primary
DFID	Department of International Development
ENT	Ear, Nose and Throat
GIS	Geographical Information System
IAB	International Association of Bookkeepers
ICM	Institute of Commercial Management
ICT	Information Communication Technology
IFA	Institute of Financial Accountants
IUIU	Islamic University in Uganda
MISR	Makerere Institute of Social Research
MOES	Ministry of Education and Sports
MUBS	Makerere University Business School
MUST	Mbarara University of Science and Technology
NARO	National Agricultural Organisation
NCHE	National Council for Higher Education
NGOs	Non Governmental Organisations
NORAD	Norwegian Agency for Development
NTCs	National Teachers Colleges
NUFFIC	Netherlands Organisation for International Co-operation in Higher Education
NUFU	Norwegian Council of Universities' Committee for Research and Education
PhD	Doctor of Philosophy
PMA	Plan for Modernisation of Agriculture
R & D	Research & Development
SAREC	Department for Research Co-operation
SIDA	Swedish International Development Agency
UCU	Uganda Christian University
UEDCL	Uganda Electricity Distribution Company Limited
UK	United Kingdom
UMI	Uganda Management Institute
UMU	Uganda Martyrs University
UNEB	Uganda National Examination Board
UNISA	University of South Africa
USAID	United Nations Agency for International Development
UOIA	Universities and Other Tertiary Institutions Act, 2001.

Definitions

Gross enrolment ratio

The number of students enrolled at a level of education, regardless of age, as percentage of the population of official school age for that level.

Net enrolment ratio

The number of students enrolled at a level of education who are of official school going age for that level, as a percentage of the official school age population for that level.

Gross tertiary science enrolment ratio

The number of students enrolled in tertiary education in science, regardless of age, as a percentage of the **population** of the relevant age range. In this context, science refers to physical, natural, health, mathematical, engineering, computer, agricultural, architectural, forestry and fisheries sciences. It does not include social or metaphysical sciences.

1.0 Executive Summary

1.1.0 The higher education sub-sector at a glance

Since 2006 when NCHE last published “The State of Higher Education and Training”, the Ugandan higher education sub-sector has continued to expand in terms of students enrolment and the number of institutions. These increases, however, have occurred in the face of declining or stagnant unit cost funding for education facilities, infrastructure and academic staff. The state and other stakeholders must address the problem of the funding of tertiary education before standards are compromised. On a happy note, there have been improvements in female access to higher education, computer access and use, as well as enrolment in science and technology. However, these latter enrolments are in computer related rather than in Basic, Mathematical or other Technical sciences. The unfortunate decline in the production of middle level technicians from technical institutions has continued. The closing of technical institutes in favour of universities has not been halted. Students, parents and policy makers tend to prefer university over technical education. As a result of this and other factors, including the perception that the quality of Uganda’s higher education is declining, the percentage of foreign students coming to Uganda has dropped since 2006. This is a frightening indicator in the state of higher education and training in Uganda that must be noted.

1.1.1 Institutions

Institutions of higher learning have grown from 148 in 2006 to 181 in 2010, representing a growth of 18% in the four year period. In the same period, the number of universities increased from 26 to 29, representing a percentage increase of 14%. In 2006, there was one “Other Degree Awarding Institution”, Uganda Management Institute. Since 2006, a second one, Team Institute of Business Management has been licensed. By 2010, there were three university colleges, two private (Burham affiliated to UCU and Kisubi Brothers University College, affiliated to UCU) and one public (College of Health Sciences, Makerere). Makerere University is currently disaggregating into colleges but the legal processes are not yet complete.

Most of the growth of higher education institutions is in the Commerce and Business Studies areas rather than the science and technical colleges fields. Overall, the private sector owns 72% and the public 28% of tertiary institution. In fact, there has been a negative two percent decrease in government ownership of tertiary institutions since 2006.

1.1.2 Enrolment

(a) Total enrolment

Student enrolment has steadily been increasing since 2000. Between 2006 and 2010 total numbers increased from 137,190 to 183,985, representing a growth of 34.1%.

(b) Gross enrolment ratio

The number of students enrolled in Uganda’s tertiary education level, regardless of age, as a percentage of the population of official school age (for the tertiary level) was a mere 5.4%. This is far below the Sub-Saharan average of 6% and

the world average of 26% and the preferred 40% needed for economic take off. Therefore, Uganda needs more university and colleges spaces to enroll more students.

(c) Enrolment by discipline

The number of students enrolled in science and technology has increased from 37739 (28%) to 68,543 (37%). Most of the increases in science and technology have occurred in computer related studies rather than Basic, Mathematical or Technical and Applied Sciences (Table 4.2).

(d) Enrolment by gender

There have been gains in female registration. In 2006, registered females students were 57,721 (42.1%). In 2010, females students were 80391 (44%) (Table 4.3).

(e) Nationalities

There has been a relative decrease in the number of foreign students coming to Ugandan tertiary institutions in the last four years. There was a decline of 0.4%, though in absolute numbers, the figures are not alarming (Table 4.4).

(f) Access

Access to higher education by the poor is still problematic. Most of the tertiary students come from well-to-do backgrounds.

1.1.3 Programme relevance

(a) Nature of programme

Both popular demand and administrative actions have combined to make university education supersede middle and technical education in popularity. Most students, parents and policy makers prefer university education. The result is lack of middle level technicians and workers who Uganda has to import. For example, in health sciences, only 0.86% programmes were for Diplomas. In engineering, only 0.86% were registered for diploma courses. The country needs an immediate policy shift on this issue if it is to have the skilled labour needed to attract investment in industry, agriculture and commerce.

(b) Number of programmes

Some 2099 programmes were offered, of which 1105 were in universities. The run-ups were teacher training (664) and management (114).

(c) Schedule

Most programmes 55.6%, were day, 29.7% evening, 9.8% week-end and 4.9% evening.

1.1.4 Research and publications

The Ministry of Education and Sports resumed funding for research in public universities. For the last two years, modest funds have been channeled through the National Council for Higher Education for research and staff training in public universities. Few private universities conduct research. Most of them are teaching institutions.

1.1.5 Academic staff

(a) Number of academic staff

The academic staff numbers have not kept pace with student enrolment growth. While student numbers grew by 34.1% in the four year period, staff grew by only 20%. In 2006, there were 6465 academics, but by 2010, the number was 7785 (Table 6.1).

(b) Qualifications

Universities need more highly qualified staff. Those with PhDs were only 11% (858), Masters 38 (2967), Bachelors 34 (2621), and the rest had various types of diplomas. The state should invest in an aggressive staff development project.

(c) Adequacy

The academic staff numbers have slightly improved though they have not kept pace with student enrolment. The staff student ratio has not improved from 1:24 in 2006, it has remained at 1:24 in 2010 in universities. It is however noted that the number of part time lecturers has increased from 31.7% in 2006 to 37% 2010.

1.1.6 Infrastructure

The infrastructure situation has become worse since the last publication of the "State of Higher Education and Training". In 2010 space available per student in lecture rooms, libraries, laboratories, recreation facilities, academic and administrative office has not improved over the previous years. For example, in university lecture rooms, space dropped from an average of 0.78 sq.m² to 0.34 sq.m² and libraries from 0.28m² to 0.13m². In other Tertiary Institutions, the situation was generally the same: reduced and deteriorating infrastructure, that could not cope with increased enrolments. Agricultural colleges on the other hand were not very crowded.

1.1.7 Education facilities

(a) Computer access

There has been a pleasing increase in computer access in most of Uganda's tertiary institutions especially universities. The 2010 computer to student ratio of 1:19 is within the "Acceptable" category of National Council for Higher Education standards. It is hoped that by the time the 2011 "State of Higher Education" is published, the "Good" or "Ideal" levels in computer access will have been reached.

(b) Books

Student access to (hard copy) books was not impressive (Table 7.2). Only Theological Institutions reached the 40 books per student minimum required by NCHE standards.

1.1.8 Funding

Virtually all tertiary institutions, public and private, get **less** money than is needed for producing a **graduate**. That is most of them get less than the unit

cost. This is revealed by the Auditor General's study of unit costs as well as those done by NCHE. This is more so in science and technology. Secondly, most institutions are dependant on one source of income: fees. Few, if any, institutions have diversified sources of income such as endowments, loan schemes, etc.

1.1.9 Governance

On the whole, the last four years have been peaceful. There were fewer disagreements and conflicts within institutions of higher learning. The various organs of institutions (Council, Management, Academic bodies, non-teaching staff and students unions) were slowly understanding their roles. With the help of the Carnegie Corporation of New York, the National Council for Higher Education has started a programme to train existing and potential managers of institutions of higher learning. The NCHE aim is not only to improve current governance of institutions but also to create a pool of potential administrators who can be called upon in the future to manage institutions. By December 2011, NCHE will have conducted three sessions with 150 beneficiaries (who include members of Council, Deans, Heads of Department and Senior Administrators).

1.1.10 The fate of tertiary students

The "State of Higher Education" will, in future have a section highlighting various tracer studies to inform the public where graduates of institutions of higher education go after completing their studies. Although the one we have included in this issue covers a few students for the year 2002, it sends out one major message. Students who study science and technology (especially applied programmes) have better chances of getting employed earlier than the rest. They also have more employment options than those studying other disciplines.

1.1.11 Highlights on the National Council for Higher Education

A section in this issue highlights the structure, operations and achievements of the National Council for Higher Education. The NCHE started operating in January 2003 and has put in place a number of structures for regulating higher education in Uganda. As it is a public institution, the public should know how it functions.

1.2.0 Recommendations

The following are the recommendations for the stakeholders to improve the state of higher education and training in Uganda:

- (i) Higher Education is everybody's business. The state, the public, the parents, the students, business and the media are all stakeholders in the provision of quality higher education. Problems of higher education governance and funding can only be resolved when all stakeholders positively contribute. These problems cannot be resolved by academics and educational institutional managers alone. Neither can the government alone solve the problems. Blaming one set of stakeholders for the problems that often come up in higher education delivery will not serve the public good.
- (ii) The major factor contributing to current problems in the higher education sub-

sector is funding. Education institutions, public and private, receive less funds than it costs them to produce a graduate. This is what the unit costs studies we have so far done tell us. Comparisons of institutional receipts in the region also give us the same answer. The country should not burry its head in the sand and refuse to look at the problem of funding. However, this is not to say that the needed funds must be extracted from parents and students as fees. These cannot pay higher than the average income per capita. But the money must be found from various diversified sources or institutions will deliver inferior higher education. If they do, we shall be dishonest if we blame them. In another publication, it has been recommended that a diversified funding model based on autonomy and accountability as a solution to the problem of funding should be put in place: *Kasozi A. B. K. (2009). Financing Uganda's Public Universities: An Obstacle to serving the Public Good. Kampala: Fountain Publishers.*

The model suggested involves multiple sources including government, an education insurance, a national education lottery, endowments, a national loan scheme, fees, scholarships, and income generating activities within universities and other tertiary institutions.

- (iii) Since the Auditor General was commissioned by the Government to do a unit cost study and has produced his report, the state should use his figures as a basis for funding universities. However, poor and needy students should be catered for by a loan and scholarship scheme.
- (iv) The loan scheme must be operationalised as soon as possible. Two years ago, the National Council for Higher Education did all the necessary studies including preparing a draft law for the loan scheme. This work was given to relevant authorities and therefore the project should take off. There is no need to do a second study.
- (v) Government should increase the research subvention to universities as research is at the core of what a university is. Universities are famous due to their research outputs not how well they teach, though this is an important aspect of university service.
- (vi) There is a critical shortage of academic staff that could see Uganda's higher education sub-sector come to a halt. The few academic staff that we have are not only seeking better opportunities elsewhere, including overseas, but also moonlight. Efforts must be undertaken to train and retain staff.
- (vii) More efforts to popularise middle education, especially technical education must be undertaken.
- (viii) To get more science students entering the tertiary sub-sector, the wastage occurring at the entrance to "A" Level must be revised. At "O" Level, almost all the students offer science and technology. However on crossing the bridge into "A" Level, the numbers offering science and technology are reduced.
- (ix) The percentage of students from poor homes who study in university institutions is not high. Income is a major factor determining access. Students who study in Uganda's universities, especially public ones where the study was located, come from relatively better off social economic background than the general Ugandan population. To increase access to higher education for children from poor homes, a loan scheme will be one of a number of options to adopt.

2. Methodology

2.0 Introduction

The National Council for Higher Education (NCHE) has sustained the collection and reporting of higher education data amidst meager funding. The lack of sufficient funding has, however, not affected the quality of data. This is Council's fourth report on the state of higher education and training in Uganda. The first report, funded by the Rockefeller Foundation, was published in 2004 and gave baseline data for subsequent surveys. Council is grateful to the Foundation for the grant. The 2005 survey of higher education institutions, funded from Council's limited resources, was a continuation of the 2004 survey exercise. The 2006 survey was carried out using an approach similar to that of 2005; with slight variation. In 2007/8-2008/9 NCHE was unable to produce a report due to lack of money. In addition there were poor data submissions by institutions of high learning. We largely depended on sending questionnaires to institutions and expected the institutions to fill and return the questionnaires. A number of these were not returned while some of those remitted to us were incomplete.

2.1 Methods of data collection

In 2010/11, Council sent data instruments to institutions in advance and later sent data collectors to the field to retrieve filled questionnaires. This was done besides other strategies for collecting data. The methods that were employed for various sources of data are:

(a) Primary sources

(i) Self-administered structured questionnaire

The questionnaires with explanatory notes were sent to institutions by courier, by e-mail and also loaded on our website. These questionnaires were developed jointly with the Department of Planning, Ministry of Education and Sports. The completed questionnaires filled by the responsible administrative officers and endorsed by heads of institutions, were to be submitted to NCHE within 3-4 months of their dispatch. This was not adhered to by a majority of the institutions, necessitating follow up field visits. The scheduled submission period was from June to September 2010. The reasons for failure to submit questionnaires varied from one institution to another. Some claimed, as usual, that they did not receive the questionnaire; some misplaced questionnaires and did not bother to get another copy, yet others claimed they could not understand the questionnaire. Other institutions thought they were not supposed to submit data since they had done so in the previous year; while other institutions could not be located or had closed down. In most public tertiary institutions, a common problem was staff transfers from one institution to another where handing over mechanisms are not well developed.

(b) Secondary sources

(i) Progress reports

By law, institutions are supposed to submit annual reports to the NCHE. However, not all institutions regularly submit these reports apart from some public universities like Makerere University, Mbarara University of Science and Technology and Gulu

University. These reports provide additional data that NCHE uses to supplement and enrich data from primary sources. We have also used data from other statutory agencies like Uganda Bureau of Statistics (UBOS) to come to conclusion on various social aspects of higher education. We also use primary data collected by the Government ministries including Education and Sports, Finance and Economic Development and Gender, Labour and Social Development.

(ii) Data from inspections and monitoring visitations:

Another secondary source of data that enriches The State of Higher Education are reports submitted to the Accreditation and Quality Assurance Committee of Council. These are a useful source of information for this publication. All this information has been integrated and analyzed to determine the state of higher education in Uganda and to establish each institution's capacity to deliver quality education on a continuous and sustainable basis.

2.2 Instruments of data collection

As stated above, the structured questionnaire is the major data collection instrument in the production of these reports. Some institutions have appreciated NCHE data instrument to the extent that they have developed publications which reflect the setup and the content of the instrument. Overall, the instrument has the following advantages;

- (a) The data collection instrument accommodates the specific needs and interests of the Ministry of Education and Sports, NCHE and other stakeholders;
- (b) The instrument has a joint statement on the top of first page, informing all higher education institutions that there is a single data collection instrument for the Council and the Ministry;
- (c) It is easy for the heads of institutions to keep records of the data as they are expected to endorse and return to the NCHE duly completed data collection questionnaires;
- (d) The data collection questionnaire was discussed and adopted by both the MOES and the NCHE.

The questionnaire, however, needs constant review by both parties to take into account the changing higher education landscape and data needs of all stakeholders.

2.3 Timing of data collection

The data collection instrument was circulated to higher education institutions before April 2010 and the duly completed questionnaire was to be returned between June and September 2010. Originally, data verification, entry, cleaning and processing were planned to take place between September and October 2010. Data analysis was projected to have been over by the end of November and report writing, production and dissemination by the end of December 2010. This however, did not happen as planned due to the delays caused by a statutory activity of verifying qualifications of people aspiring for various political offices through participation in the general elections of 2011. The NCHE is very busy during national elections times.

2.4 Limitations, problems encountered and success rate

As already stated, institutions of higher learning did not respond promptly as planned. Only 30 or (22%) responded within the stipulated time out of the 181 institutions to which the questionnaires were sent. This was a very low rate by any standards. On

responses, however, many institution heads seemed to have delegated the processing of the questionnaires to officers who were either new or less informed as reflected by factual gaps, inconsistencies, uncertainties and crossing of entered data. This necessitated verifying the information of affected institutions by telephones and by NCHE staff physical visits. Some institutions provided data in the formats not consistent with the questionnaire design or simply printed their databases with no value addition. Furthermore, some institutions filled the questionnaire selectively. They did not provide vital information in areas like expenditure, sources of funding, staff by ages, or student enrolment by ages. In the end, the overall success rate in data collection was 168 out of 181 institutions (92%). The analysis, findings and the overall conclusions of this report were based on 168 institutions together with the projections for the other 13 institutions as well as the secondary data referred to above. Future surveys should address this limitation to achieve a much higher, if not 100%, success rates. This calls for greater co-operation from all higher education institutions. Two other surveys the NCHE has been involved in the last five years have also been included. These are the (a) the unit cost of higher education and (b) the socio – economic status origins of Ugandan students. The aim of including these studies is to give a more fuller picture of the “state” of higher education since NCHE last report.

2.5 Data verification, entry and analysis

In the production of these reports, NCHE has always been assisted in data entry by staff of the MOES. In the event that the MOES is not able to release data entrants staff in time, NCHE recruits locally, especially from students offering Statistics as a course of study in nearby institutions such as Kyambogo. This particular data analysis took place from March to April 2011. The work had to contend with the above-mentioned challenges of data accuracy and completeness. Report writing started early May 2011 and was completed in early August.

2.6 Expected survey outputs

The expected outputs of the 2010 survey of higher education institutions were to:

- (a) Establish changes that had taken place since the 2007 survey;
- (b) Update data on student statistics (including enrolment, gender, age, place of origin etc);
- (c) Establish the general and unit costs of higher education;
- (d) Determine the academic qualifications of staff at each level as well as staff development;
- (e) Assess institutional financial status and sustainability;
- (f) Find out enrollment by programmes (especially in science and technology on one hand and arts/humanities on the other);
- (g) Study the employment status of students through tracer study activities institutions might have undertaken; and
- (h) Provide a continuous supply of general information to policy makers, stakeholders and general public at large.

It is our hope that heads of institutions will improve on the levels of record keeping and timely provision of data so that good reporting and effective use of disseminated information can be achieved and provided to the public by NCHE as required by the Universities and Other Tertiary Institutions Act, 2001.

3.0 Higher education institutions, 2010

3.1 Introduction

Higher education institutions are learning establishments that admit students with advanced certificate of education commonly known as “A” level. They admit students who have completed full secondary education. Whereas in 2006 there were 148 institutions providing education at that level, the number had grown to 181 in 2010 representing a percentage growth of 18% in the four year period. See Table 3.3 These institutions were of three types:

3.2 Universities

Universities are the highest institutions of higher education in Uganda. They are authorized to award degrees, diplomas and certificates. Their distinctive feature is that they conduct research so that in addition to disseminating knowledge, they create new knowledge through research and publication. Further, they are institutionally free to design their curricular, hire and fire both staff and students within the law and set their vision and mission without interference from external sources. In 2010 the number of universities increased from 26 to 29, a percentage of 14%. Of these universities five (5) were public and twenty-four (24) private. Public universities are partly funded and fully owned by the state. Private universities are owned by individuals or organizations. There were three university colleges, two private and one public. Colleges are often owned and are subordinate to the university institutions they are linked to. The private university colleges were Burham University College (a constituent college Uganda Christian University) and Kisubi Brothers University College (a constituent college of Uganda Martyrs University), The existing public university college was the College of Health Sciences (a constituent college of Makerere University). Makerere University is in the process of disaggregating into various colleges. NCHE hopes the process will proceed according to law. Makerere University Business School is still affiliated to Makerere University. But the process of detaching it from Makerere University is in its final stages.

In 2010, the National Council for Higher Education licensed the following universities:

- (a) International University of East Africa (Provisional License)
- (b) Victoria University (Provisional License)
- (c) Bugema University (Charter)

During 2010, the National Council for Higher Education revoked the Provisional License of Lugazi University because the university had become insolvent.

3.3 Other Degree Awarding Institutions

The 2006 amendment of the Universities and Other Tertiary Institutions Act, introduced a category of higher education institutions called Other Degree Awarding Institutions. These are higher education institutions that can award degrees, diplomas and certificate though they are not universities. Such higher education institutions tend to specialize in one area of study as opposed to universities, which offer many and diversified programmes. The first such institution to be licensed was the Uganda

Management Institute (UMI) in 2006. This is a public institution. In 2010 the National Council for Higher Education licensed Team Institute of Business Management as the first private Other Degree Awarding Institution. The National Council applies stringent requirements for granting the status of Other Degree Awarding Institutions.

3.4 Other Tertiary Institutions (OTI)

There has been a growth of non-university tertiary institutions officially referred to as Other Tertiary Institutions (OTI) from 148 in 2006 to 181 in 2010, an increase of 33 institutions or 22.3%. OTI are higher education institutions that award diplomas and certificates. This category of institutions has continued to dominate the higher education sub-sector. The majority of these institutions were private 131 (72%) as opposed to public ones 50 (28%). During 2010, the National Council granted provisional license to the following tertiary institutions.

Table 3.1 OTI granted Provisional Licenses in 2010

License No.	Institution	Discipline	Address	Year
TI.PL.0034	Zenith Business College	Business studies	P.O. Box 27736, Kampala	2010
TI.PL.0035	Mbarara Institute of Social Dev.	Social Dev.	P.O. Box 793, Mbarara	2010
TI.PL.0036	Artfield Institute of Design	Design	P.O. Box 22095, Kampala	2010
TI.PL.0037	Gaba Bible Institute	Bible studies	P.O. Box 35138, Kampala	2010

Also in 2010, the NCHE granted Certificates of Classification and Registration, the highest level of accreditation that can be awarded to Other Tertiary Institutions, to:

Table 3.2 OTI granted Certificates of Classification and Registration in 2010

License/Institution	Discipline	Address	Year
Aptech Computer Education	Computing	P.O.Box 28220 Kampala	18 th December 2009
Uganda Baptist Seminary	Theology	P.O. Box 1310 Jinja	28 th June 2010

3.5 The general higher education landscape in 2010: the institutions in general

Higher education has continued to register growth in terms of institutions. As will be noted in Table 3.3 below, colleges of commerce and business studies dominate the tertiary education landscape (33%), followed by universities representing a distant second at 16% out of all institutions. Technical colleges represent only 4% out of all institutions. The closure of Technical institutions such as Uganda Technical College, Masaka and other middle level skills training institutions in the East is retrogressive. It is the middle level technicians who build and repair nations. NCHE appeals to those wishing to establish universities to take the difficult road of starting from scratch rather than kill middle level institutions.

Table 3.3 Institutions by category

Institutions by Category	Private	%in the category	Public	%in the category	Total	% out of all institutions
Universities	24	18%	5	10%	29	16%
University Affiliated Colleges	2	2%	2	4%	4	2%
Non University Degree awarding	1	1%	1	2%	2	1%
Technical Colleges	1	1%	6	12%	7	4%
Teachers Colleges	2	2%	5	10%	7	4%
Commerce /Business Management /Social Development	55	42%	5	10%	60	33%
Health	11	8%	2	4%	13	7%
Agriculture /Fisheries /Forestry	10	8%	11	22%	21	12%
Theology	0	0%	4	8%	4	2%
Art and Design	14	11%	0	0%	14	8%
Media	3	2%	0	0%	3	2%
Hotel and Tourism	3	2%	1	2%	4	2%
Study Centres	1	1%	2	4%	3	2%
Survey and Land Management	2	2%	1	2%	3	2%
Law Development	0	0%	1	2%	1	1%
Aviation	0	0%	1	2%	1	1%
Meteorology	0	0%	1	2%	1	1%
Petroleum	0	0%	1	2%	1	1%
Cooperatives	0	0%	1	2%	1	1%
Research Centres	1	1%	0	0%	1	1%
Total	130	100%	51	100%	181	100%

3.6 Ownership of institutions

Most of the higher education institutions were owned by the private sector. The private sector owned 130 institutions (72%) compared to 51 public institutions (28%). Further, the number of public institutions declined by 2%. Table 3.4 below gives the situation of ownership since 2004.

Table 3.4: Ownership of institutions

Ownership	2004		2005		2006		2010		% Growth over the last six years
Public	53	34%	52	33%	50	34%	51	28%	-2%
Private	102	66%	105	67%	98	66%	130	72%	19%
Total	155		157		148		181		100

3.7 Regional distribution

Regional inequality in distribution of higher education institutions has not changed. In 2010, 98 institutions (54%) were in the Central Region, 37 (20%) in Western Region, 28 (15%) in Eastern Region and 18 (10%) in the Northern Region. More than half of the institutions in the country are in the Central Region. The Northern Region continues to be the most disadvantaged region in terms of institutional locations with only 18

institutions, (10%). Table 3.5 below demonstrates the continuing regional inequality in location of institutions. However if institutions provided data on student origins, NCHE would be able to work out more accurate levels of access to higher education on a regional basis. This is not the case as yet. NCHE has been asking institutions to organize their data in such a way as to reflect access (including gender, regions, disabilities etc). We hope they will comply next year.

Table 3.5: Regional distribution of institutions of higher learning.

Category	Central		Eastern		Northern		Western		Total
Universities	17	59%	5	17%	2	7%	5	17%	29
University Affiliated Colleges	2	50%	1	25%	0	0%	1	25%	4
Non University Degree awarding	2	100%	0	0%	0	0%	0	0%	2
Technical Colleges	2	29%	1	14%	2	29%	2	29%	7
Teachers Colleges	2	29%	1	14%	3	43%	1	14%	7
Commerce/Business	33	55%	5	8%	4	7%	18	30%	60
Management/Social Dev.	8	62%	1	8%	1	8%	3	23%	13
Health	10	48%	7	33%	1	5%	3	14%	21
Agriculture/Fisheries/Forestry	2	50%	1	25%	1	25%	0	0%	4
Theology	9	64%	3	21%	0	0%	2	14%	14
Art and Design	3	100%	0	0%	0	0%	0	0%	3
Media	4	100%	0	0%	0	0%	0	0%	4
Hotel and Tourism	1	33%	1	33%	0	0%	1	33%	3
Study Centres	0	0%	0	0%	2	67%	1	33%	3
Survey and Land Management	1	100%	0	0%	0	0%	0	0%	1
Law Development	1	100%	0	0%	0	0%	0	0%	1
Aviation	0	0%	1	100%	0	0%	0	0%	1
Meteorology	1	100%	0	0%	0	0%	0	0%	1
Petroleum	0	0%	0	0%	1	100%	0	0%	1
Cooperatives	0	0%	1	50%	1	50%	0	0%	2
Total	98	54%	28	15%	18	10%	37	20%	181

3.8 Concluding remarks to this section.

- (a) The number of tertiary institutions increased but the increase has not been remarkable.
- (b) For the first time, a private Other Degree Awarding Institution (Team Institute of Business Management) was licensed.
- (c) The Northern region continues to lag behind in terms of the number of tertiary institutions located in the region.

4.0 Enrolment in higher education institutions

4.1 Total enrolments

The number of students accessing higher education has continued to rise. The total enrolment for 2010 stood at 183985 as opposed to 137190 in 2006. This represents an increase of 34.1% since 2006 as table 4.1 below shows.

Table 4.1 Enrolment Summary for years 1990s to 2010

Year	1990s	2000	2001	2002	2003	2004	2005	2006	2010
Students	27000	60000	65000	80000	85836	108295	124313	137190	183985
%growth	170	122	8.3	23.1	7.3	26.1	14.8	9.4	26.4

From 2000 to 2010, the average annual growth in enrolment has been about 15%, which is one of the highest in the world.

4.2 Gross enrolment ratio

However, the gross enrolment ratio is still very low. Gross enrolment ratio refers to the percentage of students registered in higher education regardless of their age as a percentage of those who should be enrolled for that level and age (see page viii). Using the total enrolment of 183985 as a percentage of the total population of the official age for this level, the enrolment ratio was 5.4% in 2010. The enrolment ratio for this country is still below that of world average of 17.4%. The country needs to aim at a gross enrolment ratio of 40% in the appropriate academic disciplines to start real economic development.

4.3 Enrolment by category and discipline

As has been the case in the recent past, the number of students in universities has continued to rise in comparison with the numbers in other tertiary institutions. At the university level, the majority of students are enrolled in the arts and the humanities. The percentage in this category stood at 65% in 2010. This is however a decline from 2005 when this cluster of academic disciplines accounted for about 80% of student enrolment. This is a most welcome change. While the enrolment in science and technology stood at 20% in 2005, the enrolment increased to over 30% by 2010.

In terms of numbers, students registered for science and technology rose from 19,401 in 2006 to 45584 in 2010 and those registered for arts and humanities rose from 73,204 to 84,658 in the same period in universities. Government policy of funding students registered in disciplines considered key to national development has contributed to this development. However, students registered in science and technology should reach 40% of the total if the country is to get the required human resources to staff its economy. The most critical areas are the middle level science based Other Tertiary Institutions, which the state should regard as vital and sacred, and desist from closing down.

Table 4.2 below indicates the positive changes that have taken place in the enrolment structure. The table gives a picture of the enrolment by category of institutions and by academic discipline.

Table 4.2: Enrolment by category and discipline

	2010			2006			2005			
	Arts/Hum.	Science/Tech	Arts/Hum	Arts/Hum	Sci/Tech	Arts/Hum	Sci/Tech	Arts/Hum	Sci/Tech	
Universities & Univ Colleges	84658	65%	45584	35%	73204	79%	19401	21%	80%	20%
Non University Degree awarding	1606	100%	0	0						
Technical Colleges	0	0%	2941	100%	0	0%	1980	100%	9%	91%
Teachers Colleges	5542	70%	2375	30%	7757	71%	3240	29%	71%	29%
Commerce/Business	14060	62%	8617	38%	11347	62%	6834	38%	62%	38%
Management/Social Development	5173	98%	106	2%	3841	92%	315	8%	92%	8%
Health	0	0%	6274	100%	0	0%	3132	100%	97%	3%
Agriculture/Fisheries/Forestry	0	0%	1293	100%	0	0%	1651	100%	0%	100%
Theology	1580	100%	0	0%	1098	100%	0	0%	100%	0%
Art and Design	175	90%	20	10%	0	0%	0	0%	0%	0%
Media	729	45%	891	55%	472	32%	1004	68%	76%	24%
Hotel and Tourism	23	10%	203	90%	0	0%	143	100%	31%	69%
Study Centres	639	100%	0	0%	604	100%	0	0%	100%	0%
Survey and Land Management	0	0%	30	100%					0%	0%
Law Development	800	100%	0	0%	800	100%	0	0%	100%	0%
Aviation	0	0%	147	100%					0%	0%
Meteorology	0	0%	39	100%	0	0%	39	100%	0%	100%
Petroleum	0	100%	0	0%	0%		0%		0%	0%
Cooperatives	443	95%	23	5%	328	100%	0	0%	100%	20%
Research Centres	0	100%	0	0%	0	0%	0	0%	0%	0%
Totals	115428	63%	68543	37%	99451	72%	37739	28%		

4.4 Enrolment by gender

Table 4.3 below gives enrolment by gender and by category of institutions. In 2005 females accounted for 40.7% (50,587) of students in higher education institutions and increased to 42.1% (57,721) in 2006. By 2010 females accounted for 44% (80,391) compared to males at 56% (103,594). However, females are grossly under-represented in technical colleges (9%); survey and land management colleges (10%) and in theological colleges (17%). The areas where the female percentages are higher than those of males are meteorology (62%); management/social development (57%); and in commerce/ business (51%).

Table 4.3: Enrolment by gender

	Overall student enrolment				
	Males		Females		Total
Universities and Affiliated colleges	73039	56%	57217	44%	130256
Non University Degree awarding	968	60%	638	40%	1606
Agricultural Colleges	986	76%	307	24%	1293
Health Colleges	3,470	55%	2,804	45%	6,274
Theological Colleges	1314	83%	266	17%	1580
Media Colleges	967	60%	653	40%	1620
Commerce / Business	11015	49%	11662	51%	22677
Management/ Social Development	2260	43%	3019	57%	5279
Teachers Colleges	5211	66%	2706	34%	7917
Hotel and Tourism	137	61%	89	39%	226
Technical Colleges	2676	91%	265	9%	2941
Law Development	500	63%	300	38%	800
Meteorological	15	38%	24	62%	39
Survey and Land Management	27	90%	3	10%	30
Aviation	127	86%	20	14%	147
Co-operatives	285	61%	181	39%	466
Art and Design	134	69%	61	31%	195
Study Centre	463	72%	176	28%	639
	103594	56%	80391	44%	183985

4.5 Enrolment by national categories (Ugandan/foreigners)

Table 4.4 below gives data by Ugandan and foreign students. In 2006 the number of foreign students in the higher education sub-sector was 12,930 representing a percentage of 9.4%. By 2010, there was a decline of 0.4% although in absolute terms there was an increase from 12,930 in 2005 to 16,224 students in 2010. Most of the foreign students were enrolled in universities and affiliated colleges, (14,535 or 89.6% of total foreign students). There were no enrolments of foreign students in meteorology or in survey and land management colleges. Male foreign students (10,191) were almost twice the number of female foreign students (6,020). Most of the foreign students were from Kenya. Others came from Rwanda, Tanzania, Sudan and the Democratic Republic of the Congo. The major attraction of foreign students is the low fees in Uganda's institutions of learning.

Table 4.4: Enrolment by nationality (Ugandan/Foreign students)

	Ugandan				Foreign/International				Total
	M	F	Total		M	F	Total		
Universities and Affiliated colleges	63803	51931	115734	89%	9264	5271	14535	11%	130256
Non University Degree awarding	968	233	1601	100%	0	5	5	0%	1606
Agricultural Colleges	973	302	1275	99%	13	5	18	1%	1293
Health Colleges	3,402	2,754	6,158	98%	56	60	116	2%	6,274
Theological Colleges	1078	243	1321	84%	226	33	259	16%	1580
Media Colleges	943	522	1558	96%	24	38	62	4%	1620
Commerce /Business Management/ Social Development	10685	11390	22075	97%	331	271	602	3%	22677
Teachers Colleges	5172	2702	7874	99%	39	4	43	1%	7917
Hotel and Tourism	135	87	222	98%	2	2	4	2%	226
Technical Colleges	2675	265	2940	100%	1	0	1	0%	2941
Law Development	496	298	794	99%	4	2	6	1%	800
Meteorological	15	24	39	100%	0	0	0	0%	39
Survey and Land Management	27	3	30	100%				0%	30
Aviation			134	91%			13	9%	147
Co-operatives	281	180	461	99%	4	1	5	1%	466
Art and Design	132	60	192	98%	2	1	3	2%	195
Study Centre	463	176	639	100%	0	0	0	0%	639
	93240	73905	167761	91%	10191	6020	16244	9%	183985

4.6 Concluding remarks to section

- (a) Since 2006, there has been an increase in enrolment of 34.1%. Most of this increase has been in universities. The country must popularize middle level education.
- (b) There has been an increase in enrolment in science and technology. While this trend is most welcome, the increase is not yet up to the desired level or critical disciplines where enrolment in science and technology should account for 40% of the enrolment in the sub-sector.
- (c) The growth in the number of foreign students that was registered in the past is declining. This could be due to the continued under funding of higher education which is impacting on education inputs and, subsequently, the quality of education delivered.
- (d) Access to higher education continues to be dependant on income. A Fulbright Century Scholars Programme report produced by the Executive Director NCHE in 2007/8 confirmed earlier studies by Mohammed Mayanja , Bidemi Carrol and B. Zziwa that access to higher education was determined by income. It is difficult for the poor to go to good schools and hence to universities and colleges. This report will be highlighted later in this publication.
- (e) Uganda's Gross Enrollment Ratio of 5.4% is still far below the world average of over 17%. Increases in numbers have not changed Uganda's global league position in this area. Therefore more spaces are needed in our tertiary sub-sector.

5.0 Academic programmes

5.1 The general picture

The higher education sub-sector has continued to offer a number of academic programmes. In 2006, the Universities and Other Tertiary Institutions Act, 2001 was amended. The amended Act required all academic and professional programmes in higher education institutions to be accredited by the National Council for Higher Education before they can be taught in higher education institutions. This was a welcome move towards quality higher education. The amendment, however, caused a challenge to the National Council for Higher Education. At that time, there were 1088 programmes being taught in universities alone. To accredit so many programmes in one go required a great deal of time, funds and human resources. Besides, for universities to continue offering those programmes would mean breaking the law through no fault of their own. The solution was to grant provisional accreditation to all existing programmes under what has sometimes been called a “blanket accreditation of programmes”. However, all the programmes given this status were old ones being delivered in universities. In the mean time universities were required to write and present their programmes to NCHE in a prescribed format for full accreditation. Most of the diploma programmes in Other Tertiary Institutions remain woefully unaccredited because of limited financial and human resources capacity. By June 2011, NCHE had accredited over 400 of those given “blanket accreditation”. The remaining ones should be addressed by the end of 2012/13. Table 5.1 shows accredited programmes.

Table 5.1 Accredited programmes by June 2011.

Year	Number of Accredited programmes
2007	12
2008	55
2009	60
2010	120
2011 (Up to may)	400
Total	647

5.2 Academic programmes by levels and discipline

Tables 5.2 and 5.3 show academic programmes delivered by institutions of higher learning in Uganda in 2011. A total of 2099 programmes were taught in higher education institutions in the subject period. Of these, 1105 were taught in universities, slightly more than half of all the programmes recorded. The next biggest batch of programmes (664) were offered in teacher training colleges followed by management colleges (114). The largest number of programmes by category was the diploma in business/commerce (450) followed by bachelors’ degrees (443) and then masters’ degrees (233). It is worth noting that universities conduct 189 diploma programmes compared to 97 or 9% PhD programmes (Figure 5.1). Universities need to concentrate on degree and postgraduate diploma programmes rather than diplomas and certificates. It is more expensive to offer programmes in universities than in Other Tertiary Institutions. Therefore programmes that can be offered at Other Tertiary Institutions should be given at that level and universities should focus on degrees.

Programmes regarded as key to economic and social development are still few. These are mainly in science and technology. Whereas in the field of health sciences 0.86% of programmes were for PhD, only 1.05% programmes were diploma programmes. The number of diploma programmes should have been much higher than this. This gap in programme offering in the higher education sub –sector may partly explain the shortages in the health delivery workers industry and construction. The higher education system is not producing sufficient health workers and technicians. In engineering 0.86% of the students were registered for bachelor’s degree programmes as compared to 0.24% for higher diploma and 0.86% for ordinary diplomas. The number for diplomas should have been more than four times those registered for degrees. The lack of funding for, and the closure of middle level training institutions ,partly explains this unfortunate phenomena whereby the few engineers the sub sector produces have no support staff and why Uganda is importing middle level skilled workers instead of having her own.

Figure 5.1 Programme distribution in Universities and Affiliated Colleges

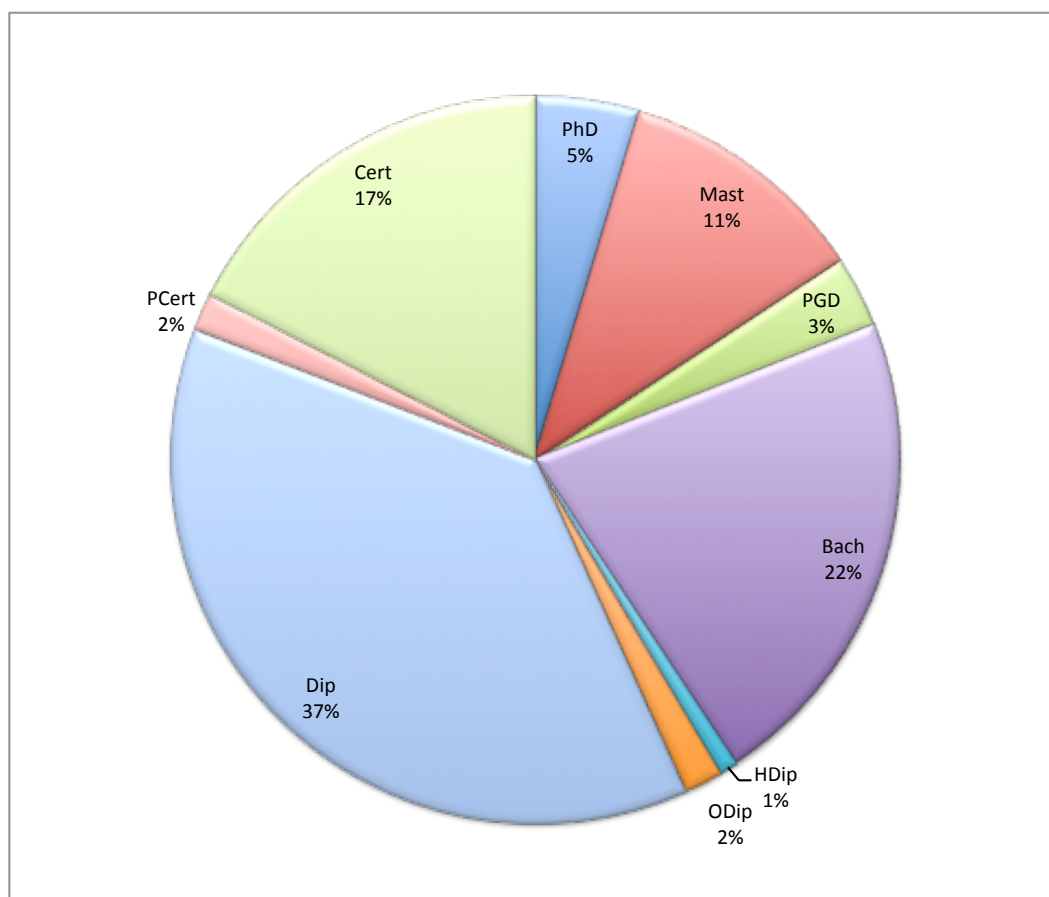


Table 5.2 Academic programs including non – Accredited ones

Academic programmes by level and percentage out of overall total programmes.																			
Category	PhD %	Mast %	PGD %	Bach %	HDip %	ODip %	Dip %	PCert %	Cert %	Total									
Universities & Uni. Colleges	97	4.6	233	11.10	55	2.6	443	21.1	5	0.24	15	0.71	189	9.0	15	0.7	53	2.5	1105
Technical	0	0.0	0	0.00	0	0.0	0	0.0	4	0.19	18	0.86	0	0.0	0	0.0	24	1.1	46
Teachers Colleges	0	0.0	0	0.00	0	0.0	0	0.0	0	0.00	0	0.00	5	0.2	0	0.0	2	0.1	7
Colleges of Business/ Com	0	0.0	0	0.00	0	0.0	0	0.0	4	0.19	2	0.10	450	21.4	17	0.8	191	9.1	664
Co-operatives	0	0.0	0	0.00	0	0.0	0	0.0	0	0.00	0	0.00	3	0.1	0	0.0	3	0.1	6
Management	0	0.0	1	0.05	12	0.6	0	0.0	0	0.00	0	0.00	60	2.9	4	0.2	37	1.8	114
Health	0	0.0	0	0.00	0	0.0	0	0.0	5	0.24	0	0.00	22	1.0	0	0.0	9	0.4	36
Agriculture	0	0.0	0	0.00	0	0.0	0	0.0	0	0.00	0	0.00	16	0.8	0	0.0	14	0.7	30
Theological	0	0.0	0	0.00	0	0.0	14	0.7	0	0.00	0	0.00	15	0.7	0	0.0	6	0.3	35
Media	0	0.0	0	0.00	0	0.0	0	0.0	0	0.00	0	0.00	17	0.8	0	0.0	9	0.4	26
Hotels & Tourism	0	0.0	0	0.00	0	0.0	0	0.0	0	0.00	0	0.00	4	0.2	0	0.0	12	0.6	16
Law	0	0.0	0	0.00	0	0.0	0	0.0	0	0.00	0	0.00	1	0.0	0	0.0	1	0.0	2
Aviation	0	0.0	0	0.00	0	0.0	0	0.0	0	0.00	0	0.00	0	0.0	0	0.0	0	0.0	0
Study Center	0	0.0	0	0.00	0	0.0	7	0.3	0	0.00	0	0.00	4	0.2	0	0.0	3	0.1	14
Meteorology	0	0.0	0	0.00	0	0.0	0	0.0	0	0.00	0	0.00	2	0.1	0	0.0	3	0.1	5
Total	97	4.6	234	11.15	67	3.2	457	21.8	18	0.86	35	1.67	788	37.5	36	1.7	367	17.5	2099

Table 5.3 Academic programmes by selected disciplines and percentage out of overall total programmes

Category	PhD %	Mast %	PGD %	Bach %	HDip %	O.Dip %	Dip %	PCert %	Cert %	Total									
Medicine & Nursing	18	0.86	22	1.05	5	0.24	22	1.05	0.00	94									
Engineering	6	0.29	12	0.57	5	0.24	0	0.00	0.00	85									
Agric, Vet & For.	13	0.62	15	0.71	0	0.00	16	0.76	0.00	75									
Science	10	0.48	24	1.14	0	0.00	12	0.57	0.00	84									
IT	5	0.24	5	0.24	29	1.38	3	0.14	0.29	83									
Mgmt & Bus	9	0.43	43	2.05	4	0.19	378	18.01	21	710									
Arts & Humanities	28	1.33	79	3.76	29	1.38	253	12.05	0.00	705									
Others	8	0.38	34	1.62	10	0.48	91	4.34	0.43	263									
Total	97	4.62	234	11.15	67	3.19	457	21.77	18	0.86	35	1.67	788	37.54	36	1.72	367	17.48	2099

5.4 Academic programmes by schedule

Most of the programmes are daytime programmes (55.6%), followed by evening programmes (29.7%). There has been a gradual increase in the percentage of evening programmes since 2006. The 2006 percentage was 58% day and 26% evening programmes. The question, which arises, is whether those on day and those on evening programmes get equal time and attention from teaching staff. This is an area where NCHE may have to do studies in future. Table 5.4 below gives the numbers and the percentages of the schedules of the programmes in 2010.

Table 5.4: Academic programmes by schedule, 2010

Schedule	Undergrad programmes		Postgrad programmes		Total programmes	
	Number	% tage	Number	% tage	Number	% tage
Day	927	44.2%	240	11.4%	1167	55.6%
Evening	517	24.6%	107	5.1%	624	29.7%
Long distance	90	4.3%	13	0.6%	103	4.9%
Weekend	167	8.0%	38	1.8%	205	9.8%
Total	1701	81.0%	398	19.0%	2099	
Day & Evening*	363		49			
Long Dist & Weekend*	44		5			

5.5 Research

Research is the major occupation of an academic institution of higher learning especially a university. A university that does not conduct research is no better than a high school. While a high school is required to teach, universities are required to teach, produce and disseminate knowledge. Undergraduate programmes have some research papers but introduction to serious research work takes place at the master's and PhD degree levels. It is research and commitment to doing research that distinguishes universities from the lower levels of education. Universities are therefore expected to put aside some funds for research work. The standard set by the National Council for Higher Education is 10% of any university budget. As of now, few universities have met this standard. This is sad and every effort should be made to move towards this goal.

Donors fund most of the research being done in public universities. These include DFID, NORAD, USAID, SIDA/SAREC etc. In 2009/10 financial year, Parliament voted funds for research in public universities. This was a welcome move and NCHE hopes these funds will be regular and substantial. In 2010/11 a sum of shillings 93,200,000 was released out of the shs.135, 899,000 which was voted by Parliament in that year. The National Council for Higher Education ably administered the money. This amount was able to fund only 3 research proposals out of 57 research proposals which were presented for funding.

5.6 Concluding remarks to section

- (a) The National Council for Higher Education has moved forward with the accreditation of university programmes. There is still a number of universities and other tertiary institutions which are reluctant to forward their academic

programmes to NCHE for accreditation. This is illegal. Students are increasingly demanding to know whether programmes in their universities or tertiary institutions are accredited. The accreditation of Other Tertiary Institutions programmes has been delayed by both lack of NCHE financial and human capacity and harmonization of the Universities and Other Tertiary Institution Act with the BTVET Act.

- (b) Some institutions do not pay sufficient attention in vetting the programmes they forward to NCHE for accreditation. Institutional heads should do their part by sending vetted and cleaned programmes.
- (c) There is still the unfortunate tendency in a number of institutions to split programmes in order to register more students. The desire for student numbers has increased duplication and reduced content in a number of programmes especially in business and management studies.
- (d) A number of universities have set up quality assurance units and appointed quality assurance officers. These moves have not yet been universally accepted by faculties and departments. It is a requirement of NCHE that each institution should have a Quality Assurance Unit.
- (e) There is a need to make programmes taught in higher education institutions relevant to the needs of the market. This can be achieved in two ways. First and foremost there is need for studies to find out where graduates are employed, how long it took them to be employed, what employers think of the relevance of the knowledge and the skills of the graduates have acquired from higher education institutions. NCHE is disappointed by the lack of tracer studies conducted by institutions of higher learning. Many of them do not know where their students are because of bad data keeping. Secondly, there is need for involvement of employers, professionals and other relevant stakeholders in the design of curriculum.
- (f) Research leading to knowledge production is the core activity of universities. The state has begun to fund research, after a withdrawal of more than ten years. This is a very welcome gesture. Private institutions should allocate at least 10% of their budget to research.
- (g) It is very sad that programmes leading to middle level skills training in technical areas do not have many students. Closure of middle level programmes to make room for universities is, and will continue, to have a devastating impact on Uganda's productive capacity. Unless this trend is reversed, Uganda may continue to import middle level skilled workers.

6.0 Academic staff

6.1 Introduction

The quality of a higher education institution is, to a large extent, determined by the quality of its academic staff. In the NCHE Quality Assurance Framework, academic staff are an important input in the quality assurance process. They are crucial in the teaching and learning process, in research, creation and dissemination of knowledge. They play a vital role in stimulating critical thinking among the learners.

6.2 Number of academic staff in 2010

In 2005, the number of academic staff was 5,258 and this grew to 6,465 in 2006. In 2010 the number had grown to 7,785. This is a modest growth since 2005 and 2006. The number of females is still dismally low compared to that of males (1,990 females against 5,134). The number of staff with PhD qualifications has grown from 549 in 2004 to 858 in 2010 (Table 6.1).

Figure: 6.1 Pie Chart showing distribution of staff by qualification

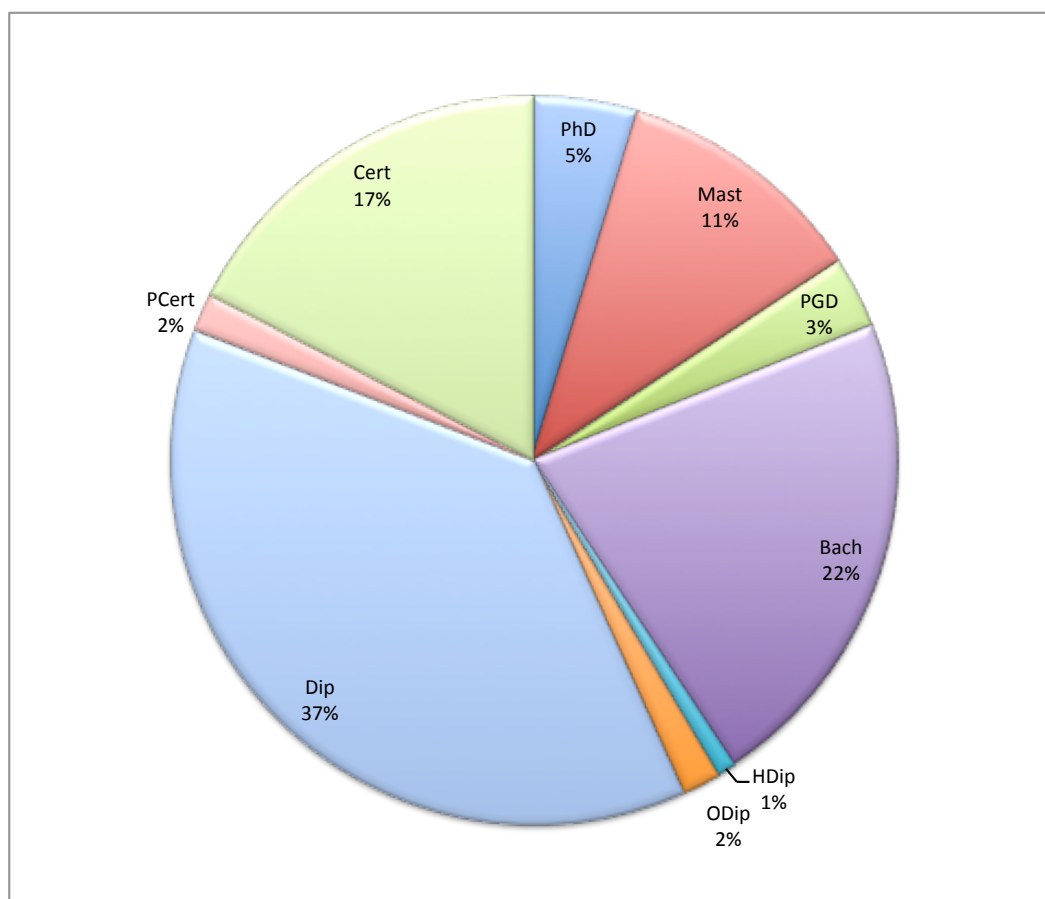


Table 6.1 Number of Academic Staff in higher education Institutions by gender

	Overall		PhDs		Masters		Bachelors		PGDip		Diploma		Certificate								
	M	F	Total	M	F	Total	M	F	Total	M	F	Total	M	F	Total						
Universities & Affiliated Col*	3255	1268	5247	649	146	795	1627	738	2440	723	318	1250	13	9	19	6	3	9	57	39	96
Non degree awarding	94	11	105	2	0	2	26	7	33	61	5	66	5	1	6	24	1	25	0	0	0
Agriculture	62	15	77	1	0	1	23	6	29	19	5	24	0	0	0	11	4	15	2	0	2
Health	182	98	280	1	1	2	33	18	51	57	21	74	40	7	40	823	419	241	160	120	280
Theology	108	16	124	18	0	25	59	7	66	56	10	66	3	0	3	2	1	3	0	0	0
Media	25	4	29	0	0	0	7	19	26	35	29	64	1	8	9	10	5	15	1	0	1
Commerce/Business*	731	299	1062	14	11	25	138	47	190	451	138	600	53	26	78	184	72	262	28	19	40
Theological*	140	65	210	5	0	6	13	6	19	60	29	89	7	4	11	34	9	45	11	1	13
Teachers Colleges	266	61	327	0	1	1	58	13	62	215	47	262	0	1	1	3	0	3	0	0	0
Hotel and Tourism	19	17	36	0	0	0	3	0	3	13	7	20	0	0	0	3	5	8	0	5	5
Technical	145	13	158	0	0	0	9	0	9	25	2	27	0	0	0	89	9	97	42	1	43
Law Development Centre	27	13	40	0	0	0	5	5	10	0	0	40			40	0	0	0	0	0	0
Meteorological	6	0	6	0	0	0	0	0	0	0	0	0	0	0	0	6	0	6	0	0	0
Co-operatives	25	2	27	0	0	0	4	0	4	7	2	9	2	0	2	3	0	3	0	0	0
Art and Design	12	3	15				4	1	5	7	2	9				1	1	1			
Study Center	37	5	42	1	0	1	17	3	20	19	2	21	0	0	0	0	1	1	0	0	0
Total	5134	1890	7785	691	159	858	2026	870	2967	1748	617	2621	124	56	209	492	266	734	301	185	480

Note: * Staff numbers in this table were submitted in block numbers and could not be fully disaggregated by Gender.

6.3 Distribution of academic staff by qualification

The majority of academic staff in higher education institutions are holders of master's degrees, although this percentage has been falling since 2004. The percentage of holders of a bachelor's degree has slightly increased from 33% in 2004 to 34% in 2010 while that of diploma holders has decreased from 13% in 2004 to 9% in 2010, (Table 6.2). The table below shows the distribution of academic staff by qualifications.

Table 6.2 Distribution of academic staff by qualification over the period 2004-2009

Years	PhD	%	Mast.	%	Bach	%	PGD	%	Dip	%	Cert	%	Total
2004	549	10%	2221	42%	1715	33%		0%	684	13%	80	2%	5249
2005	558	11%	2167	41%	1694	32%	153	3%	611	12%	75	1%	5258
2006	746	12%	2651	41%	1949	30%	224	3%	772	12%	123	2%	6465
2010	858	11%	2967	38%	2621	34%	209	3%	734	9%	480	6%	7785

6.4 Adequacy of academic staff

Table 6.3 gives the enrolment, academic staff and the lecturer: student ratio. The ratio for universities taken as a whole within the standards of NCHE of 1:20. However in some faculties and departments, this is not so. The ratio deteriorates to about 1:60 and even worse in some programmes and institutions. The ratio for media colleges of 1:56 is not acceptable and need to be improved.

Table 6.3: Academic staff compared to student enrolments, 2010

Year	Enrolment	Academic Staff	Ratio	NCHE standard
2006	137,190	6726	20	Good
2010	183,985	7785	23	Good

6.5 Availability of academic staff

About 31% of academic staff in the higher education sub-sector in 2010 were part-time, 48% of those listed were available to students on a full time basis while 21% could not be categorised (Table 6.4). Further, we are told that some staff work in more than one institution on a full-time basis. We have not yet done research on this problem.

6.6 Staff development/ training

The constant and speedy changes in knowledge creation and dissemination taking place in this technical era means that staff must constantly train to keep up with these changes. Ugandan institutions tried, despite many odds, to send staff for further studies as Table 6.5 indicates. A total of 1219 staff were undergoing trainings ranging from PhD to professional certificates programmes. This was an improvement from the figure of 1,064 in 2006 and 935 in 2005. More than 50% of staff being trained were from universities (633) and Other Degree Awarding institutions (20). Health colleges had only 39 staff on training and given the number of these colleges, this number is good. Colleges of commerce and business had the second highest number of staff training for higher qualifications (206). Most of them were pursuing master's degree programmes (91) and postgraduate diploma programmes (44). As can be seen from Table 6.4 above, the number of female staff studying for higher qualifications was very low and in many cases none at all.

Table 6.4 Availability of Academic staff on fulltime and part-time

	Overall			Full Time				Part Time			
	M	Fem	Total	M	F	Total	% GTotal	M	F	Total	% GTotal
Universities and Affiliated Colleges*	3255	1268	5247	1555	533	2088	27%	859	365	1224	16%
Non degree awarding	94	11	105	29	7	36	1%	118	23	141	3%
Agriculture	62	15	77	57	14	71	1%	7	2	9	0%
Health	182	98	280	125	47	178	3%	83	50	157	3%
Theology	108	16	124	54	6	60	1%	91	12	103	2%
Media	25	4	29	33	5	38	1%	72	9	50	1%
Commerce/Business*	731	299	1062	496	176	670	13%	317	119	439	8%
Theological*	140	65	210	89	38	130	2%	50	12	65	1%
Teachers Colleges	266	61	327	186	47	232	4%	79	14	83	2%
Hotel and Tourism	19	17	36	12	12	24	0%	7	5	12	0%
Technical	145	13	158	100	6	107	2%	59	8	67	1%
Law Development Centre	27	13	40	27	13	40	1%	5	15	20	0%
Meteorological	6	0	6	4	0	4	0%	2	0	2	0%
Co-operatives	25	2	27	14	0	14	0%	4	2	6	0%
Art and Design	12	3	15	7	1	13	0%			2	0%
Study Center	37	5	42	3	0	3	0%	35	4	39	1%
GTotal	5134	1890	7785	2791	905	3708	48%	1788	640	2419	31%

* Some staff numbers in this table were submitted in block numbers and could not be disaggregated by Gender nor by part-time or fulltime

Figure 6.2 Distribution of academic staff by category of institution

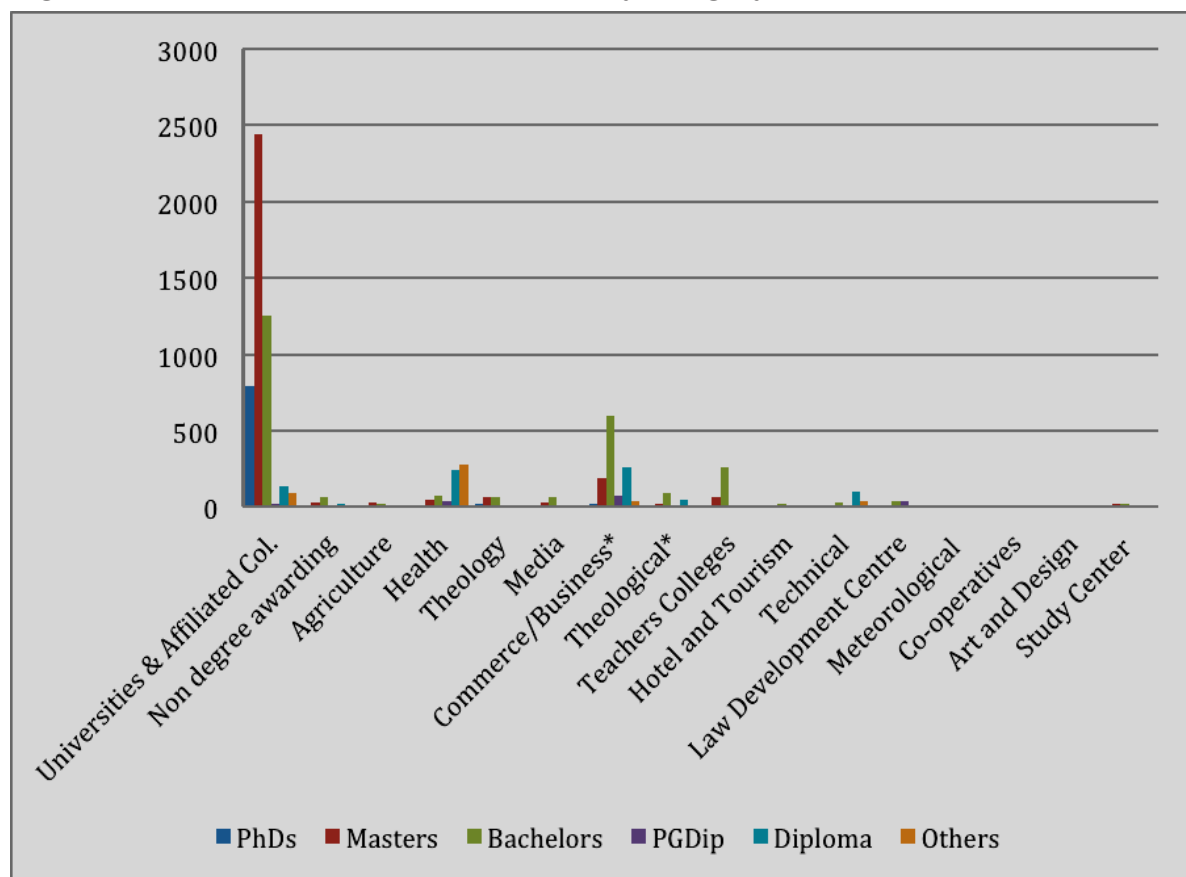


Table 6.5 Staff development/Training by institutional categories, 2010

	PhD		Masters		PGD			Bachelors			Dip			Prof. Cert			Grd Total		
	M	Fem	Total	M	F	Total	M	Fem	Total	M	F	Total	M	F	Total				
Universities and Affiliated colleges	155	72	227	206	143	349	17	7	24	26	25	51	3	5	8	0	4	4	663
Non University Degree awarding	8	0	8	4	0	4	0	0	0	0	0	0	0	2	2	4	2	6	20
Agricultural Colleges	0	0	0	9	3	12	1	0	1	3	0	3	0	0	0	0	0	0	16
Health Colleges	3	1	4	10	3	13	0	0	0	7	6	13	3	5	8	1	0	1	39
Theological Colleges	4	0	4	7	0	7	2	2	4	0	0	0	0	0	0	0	0	0	15
Media Colleges	0	0	0	4	0	4	0	0	0	2	1	3	0	0	0	0	0	0	7
Commerce /Business	2	0	2	69	22	91	9	3	12	44	16	60	12	5	17	18	6	24	206
Management/ Social Development	2	0	2	6	8	14	3	2	5	3	2	5	0	0	0	0	0	0	26
Teachers Colleges	3	0	3	6	13	19	0	0	0	1	1	2	0	0	0	0	0	0	24
Hotel and Tourism	0	0	0	4	0	4	0	0	0	0	0	0	0	0	0	0	0	0	4
Technical Colleges	1	0	1	3	1	4	0	0	0	9	2	11	8	2	10	0	0	0	26
Law Development	0	0	0	0	0	0	0	0	0	0	0	0	0	0	0	0	0	0	0
Meteorological	0	0	0	0	0	0	0	0	0	0	0	0	0	0	0	0	0	0	0
Survey and Land Management	0	0	0	0	0	0	0	0	0	0	0	0	0	0	0	0	0	0	0
Aviation	0	0	0	0	0	0	0	0	0	0	0	0	0	0	0	0	0	0	0
Co-operatives	0	0	0	2	0	2	0	0	0	0	1	1	0	0	0	0	0	0	3
Art and Design	0	0	0	1	0	1	0	0	0	1	0	1	0	0	0	0	0	0	2
Study Centre	37	5	42	3	0	3	35	4	39	37	5	42	3	0	3	35	4	39	168
Total	215	78	293	334	193	527	67	18	85	133	59	192	29	19	48	58	16	74	1219

Table 6.6 below gives figures of staff who would have obtained higher qualifications as a result of staff development programmes from 2004 to 2010 as a percentage of staff undergoing training.

Table 6.6 Staff development by expected qualification for years 2004-2010 as a percentage of staff undergoing training

	PhD		Masters		PGD		Bachelors		Dip		Prof. Cert		Total No.
	No.	%	No.	%	No.	%	No.	%	No.	%	No.	%	
Grand Total 2010	293	24%	527	43%	85	7%	192	16%	48	4%	74	6%	1219
Grand Total 2006	322	30%	482	40%	38	3%	144	12%	44	4%	34	3%	1064
Grand Total 2005	224	24%	410	34%	31	3%	163	13%	46	4%	61	5%	935
Grand Total 2004	254	32%	318	26%	11	1%	138	11%	25	2%	54	4%	800

6.7 Concluding remarks to this section

- (a) The number of academic staff has increased from 6465 in 2006 to 7785 in 2010; reflecting an average increase of 6.8% in three years. This increase is not significant at all. It does not match the 15% average annual increase in enrolment or the number of higher education institution. In short, Uganda is facing an academic staff crisis that must be addressed now.
- (b) Staff with PhD increased from 746 to 858, reflecting an increase of 11%. This is the same range of the increase in 2005 and 2006. In terms of percentages, the number of staff with masters degree fell from 41% in 2006 to 38% in 2010. Again this is a developing crisis that the Ministry of Education must address.
- (c) The staff: student ratios are still unacceptable according to NCHE standards. The ratio for universities is 20, for media colleges 56 and for the whole tertiary education sub-sector 23. These ratios are indicative of a looming quality crisis that Uganda faces.

7.0 Physical infrastructure and facilities

7.1 Declines in quality of infrastructures

Physical infrastructure includes lecture rooms, libraries, laboratories, working space, recreation facilities for students, office space for academic staff and for administrators. In 2006 we reported that there was an improvement in physical infrastructure of most institutions. This was in contrast to the situation in 2004 and 2005.

Table 7.1 below gives the physical infrastructure in higher education institutions. In 2010 space available per student in lecture rooms for universities and affiliated colleges was 0.50 square meters per student. This compares unfavorably with 0.78 square meters in 2006. This is a decline in availability of space and an increase in overcrowding. While enrolment has increased, there has not been a corresponding increase in space for learning.

For library space, the ratio was 0.28 m² per student in 2006. By 2010 the available Library space had dropped to 0.13 m². In agricultural colleges; however, the situation was satisfactory. Lecture space was 3.45 m² and workshop space was 2.8 m² per student. Here the lecture space was ideal but the workshop space was below acceptable level of 3 m² prescribed by NCHE. As for technical colleges, the lecture space of 0.27 m² per student was below acceptable levels. Laboratory space of 3.9 m² was good but 0.8 m² per student for workshop space per student fell far below the prescribed standard of 3 m² per student.

Table 7.1 Physical infrastructure in higher education institutions

	Enrolment		Space						Furniture	
	Overall	Science	Lecture	Ratio	Labs	Ratio	W/shop	Ratio	Chairs	Table
Universities & Affiliated Colleges	130256	45584	65365	0.5	17388	0.38	36261	0.8	19642	2766
Non degree awarding	1606		2169	1.35	-		315		1170	553
Agricultural College	1293	1651	4460	3.45	2493	1.5	4674	2.8	240	120
Health	6,274	3132	2613	0.42	-	0.0	758	0.2	2657	805
Theological	1580		5472.5	3.46	-		276		1859	351
Media	1620	1004	19168	11.83	-	0.0	128	0.1	1200	330
Commerce/Business	22677		13016	0.57	6834		3255		9344	5201
Management	5279	315	2698	0.51		0.0	1854		1536	661
Teachers Colleges	7917	3240	2960	0.37	1163	0.4	1712	0.5	2457	1459
Technical	2941	1980	785	0.27	7780	3.9	1597	0.8	947	658
Law Development	800	-			-		-	-	1000	30
Meteorological	39	-	510	13.08	0	0	-	-	21	6
Uganda Cooperative College Kigumba	466	-	253	0.54	214	0.46	-	-	490	210
Art and Design	195	-	3460	17.74	147	0.75	-	-	220	26
Study Center	639	-	360	0.56	72	0.11	-	-	482	41
	183568	-	123290	0.67	14461	0.12	-	-	43265	13217

Note: Hotel and Tourism, Survey and aviation not included

7.2 Library space in institutions of higher learning

Libraries are an important component in the provision of quality higher education.

They complement what is taught and help learners in the process of self-directed learning. Statutory Instruments No. 85 of 2005 sets out standards for university libraries. Standards for other tertiary institutions are yet to be worked out. Overall library space per student deteriorated. Whereas space per student was 0.28m² in 2006, it had fallen to 0.14m² per student in 2010. That is the overall picture. The decline is also evident if one looks at types of institutions. For universities and affiliated colleges the decline was from 0.2m² in 2006 to 0.13m² in 2010. While student numbers have increased, library space has not increased to match the numbers.

The worst ratio was in technical colleges where the space was 0.03 m². The best of the worst was agricultural colleges with the space of 0.84 m² per student. It is disappointing that universities and affiliated colleges whose students need to do research and self – directed studies can offer a paltry 0.13m² per student. The NCHE standard is 2m² per student.

Table 7.2 Library space and books in institutions of learning

Institution category	Enrolment	Library			
		Space	Ratio	Books	Ratio
Universities & Affiliated Colleges	130256	17420	0.13	1385759	10
Other Degree Awarding Institution	1606	309	0.19	31072	19
Agricultural College	1293	1085	0.84		0
Health	6,274	2024	0.32	27899	4
Theological	1580	786	0.50	371320	235
Media	1620	886	0.55	3924	2
Commerce/Business	22677	1894	0.08	52428	2
Management	5279	476	0.09	5040	1
Teachers Colleges	7917	503	0.06	31143	4
Technical	2941	100	0.03	1000	0
Law Development	800	-	-	-	-
Meteorological	39	-	-	20	1
Uganda Cooperative College Kigumba	466	214	0.46	0	0
Art and Design	195	147	0.75	280	1
Study Center	639	72	0.11	7088	11
	183568	25916	0.12	1916973	10

Note: Hotel and Tourism, Survey and aviation not included

7.3 Lecture space.

Whereas total lecture space in 2006 was 130,825m² equivalent to 0.95m² per student, lecture space had decreased to 123,290m² by 2010, a decline in terms of space available to student to 0.67 m² from 0.5m². For universities, the space available per student was 0.6m² in 2010. There has been a decrease and this is unfortunate. The standard set by NCHE is 2m² per student. The only category of institutions that had sufficient space were agricultural (3.45m²), media (11.83m²), meteorological (13.08m²) and Art and Design (17.74 m²) as Table 7.2 shows.

7.4 Labs/workshop space.

Over all lab and workshop space was 0.3m² and 0.2m² per student respectively in 2010. These are far below the standard of 2m² set by NCHE. The only category of institutions which met the standards for lab space was technical colleges (3.9m²). All the other categories were far below the standards; and miserably so.

7.5 Education facilities

Education facilities include all education inputs including books (both hard and electronic), computers (hard and software), laboratory in-puts (chemicals and other elements, equipments and other needed hardware).

7.6 Library Books

The current number of books in higher education institutions is not impressive. The standard set by the NCHE is 40 books per student. Only theological colleges (235 books per student) met this standard (Table 7.2). Universities and affiliated colleges had only 10 books per student. It is the hope of the National Council for Higher Education that universities will put more money on library budgets so that libraries can purchase both electronic and hard copy books. With nine books per student, which is the average, a reading culture cannot be passed on to all graduates.

7.7 Access to computers

In higher education, computers and connectivity to the Internet provide access to vast resources of information for educators and learners. Because of the speed of modern computers and the power of the Internet, access to a vast array of information is made easy and fast. In universities and affiliated colleges, there were 6,939 computers for an enrolment of 130,256 students and this gave a ratio of 18 students per computer (Table 7.3). This is within the acceptable range of 20 students per computer. There is need for universities to strive to reach the ratio of 10 students per computer. The ratios became unacceptable in health institutions (58 students per computer), management institutions (42 students per computer) and Teachers colleges (59 students per student). Out of a total of 8480 computers in universities and affiliated institutions, only 1799 were connected to the Internet. This is a very low connectivity rate in institutions where research and access to information are very important. Further, many computers in institutions are not for student use.

Table 7.3 Access to computers

	Enrolement	Students	Ratio	Staff	Shared	Total	Internet
Universities & Affiliated Colleges	130256	6939	18	1283	618	8480	1799
Non degree awarding	1606	146	11	73	5	219	106
Agricultural College	1293	-	-	-	-	-	-
Health	6,274	109	58	49	31	160	39
Theological	1580	35071	0	54	39	191	41
Media	1620	184	9	40	4	229	135
Commerce/Business	22677	2250	10	211	246	1232	310
Management	5279	126	42	26	29	122	20
Teachers Colleges	7917	134	59	40	48	179	74
Technical	2941	158	19	36	89	283	92
Law Development	800	2	400	20	0	22	22
Meteorological	39	3	13	1	4	4	0
Uganda Cooperative College Kigumba	466	15	31	3	2	20	2
Art and Design	195	9	22	5	36	10	76
Study Center	639	17	38	4	14	21	4
	183568	45163	4	1845	1165	11172	2720

8.0 Funding of higher education institutions.

8.1 Higher education institutions are not well funded.

Ugandan higher education institutions are not funded sufficiently to cover the cost of inputs in order to get good outputs. The under funding cuts across all institutions: public and private, universities and Other Tertiary Institutions. Most institutions are dependant on fees for their budget instead of having diversified sources. This is true even of public universities. For example, Government funding of Makerere University declined from 100% in 1993/4 to 41% in 2005/6 (Table 8.1 and Figure 8.1). Money collected from students has progressively contributed a growing share of the institutions' budget from 17% in 1995/6 to 59% in 2005/6. This trend is visible in most institutions of learning.

Figure 8.1 Comparison of government/private funding for Makerere University

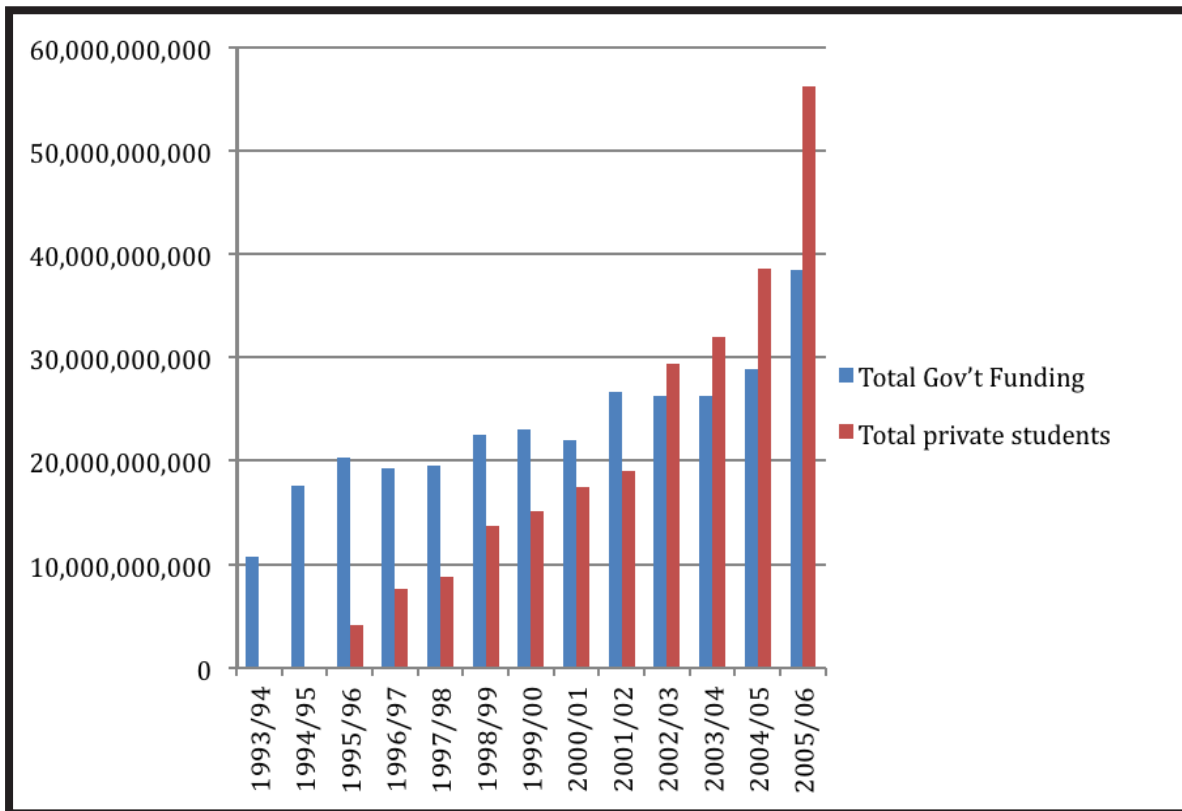


Table 8.1 Public and Private (student) contribution to the funding of Makerere University, 1993-2005/6

1	2	3	4	5	6	7	8	9	10	11	12
Year	Gov't Students	Total Gov't Funding	% Gov't of total funding	Private students	Total private students	% private of total funding	Total funding from both sources	Total students	Annual growth rate	Makerere unit income per student	
1993/94	6,643	10,713,005,331	100%	701		0%	10,713,005,331	7,344	5.00%		2,439,555
1994/95	6,494	17,660,738,900	100%	1,412		0%	17,660,738,900	7,906	7.70%		2,567,953
1995/96	7,089	20,328,433,000	83%	2,280	4,080,059,201	17%	24,408,492,201	9,369	18.50%	2,605,240	2,703,108
1996/97	6,710	19,255,308,734	72%	7,902	7,561,493,114	28%	26,816,801,848	14,612	56.00%	1,835,259	2,845,377
1997/98	6,890	19,500,000,000	69%	7,477	8,799,261,213	31%	28,299,261,213	14,367	-1.70%	1,969,740	2,995,134
1998/99	6,545	22,541,938,000	62%	9,497	13,663,196,178	38%	36,205,134,178	16,042	11.70%	2,256,897	3,152,762
1999/00	6,103	22,990,000,000	60%	14,265	15,080,261,764	40%	38,070,261,764	20,368	27.00%	1,869,121	3,318,697
2000/01	6,133	22,060,000,000	56%	19,112	17,406,254,325	44%	39,466,254,325	25,245	23.90%	1,563,330	3,493,365
2001/02	7,712	26,650,000,000	58%	22,650	19,030,439,000	42%	45,680,439,000	30,226	19.70%	1,511,296	3,677,226
2002/03	7,932	26,260,000,000	47%	22,276	29,438,099,000	53%	55,698,099,000	30,208	-0.10%	1,843,819	3,870,764
2003/04	7,772	26,289,000,000	45%	19,454	31,981,937,218	55%	58,270,937,218	27,932	-7.50%	2,086,171	4,064,302
2004/05	6,799	28,874,000,000	43%	23,906	38,579,239,386	57%	67,453,239,386	30,705	9.90%	2,196,816	4,267,517
2005/06	6,948	38,472,472,000	41%	23,879	56,181,463,787	59%	94,653,935,787	30,827	0.40%	3,070,488	4,480,893

Source: Bursar and Director of planning, Makerere University, Academic Registrar, and National council for Higher Education.

Note:

- (i) External agencies donor funding not included in this table
- (ii) Adopted from A.B.K Kasozi's Financing of Public Universities (2009)

However, a student sponsored by the government pays more than a private student in actual figures as fees, but since private students are more than government sponsored ones, institutions value private students.

8.2 Public universities need more funding from the State

Table 8.2 shows that the government could have done more to contribute to the funding of higher education. Neighbouring countries like Kenya and Tanzania spend almost 1% as a percentage of GDP on their public universities. However, the Uganda government's contribution has averaged 0.35% as a percentage of GDP in the period 1997/8 to 2009/10 as the following table indicates.

Table 8.2 Universities share of public funds as a percentage of GDP, 1998/9 to 2010/11 in billions of shillings

Year	GDP	Education sector share of GDP (%)	Share of universities in (billions)	Share of universities as a % age of GDP
1997/8	7,572.96		28.67	0.36
1998/9	8,198.31		29.35	0.36
1999/00	8,948.99		31.80	0.36
2000/01	9,971.91		30.16	0.30
2001/02	10,243.02		38.16	0.37
2002/03	11,775.21		41.03	0.37
2003/04	13,191.34		45.45	0.34
2004/05	15,165.61		55.5	0.36
2005/06	17,350.91		60.63	0.35
2006/07		17.6	63.33	0.33
2007/08	21,44.72	16.8	70.99	0.33
2008/09	23,592.50 Projected	16.2	75.30	0.32
2009/10	25,951.74 Projected	17.5	91.13	0.35

8.3 Higher education unit costs.

Since institutions of higher learning derive most of their sources of income from fees, they would, if they were left to themselves, increase fees to match or surpass what it costs them to educate a student (unit cost). However, the real cost of educating a higher education student is far higher than the per capita income of Ugandans. Most Ugandans would not afford to pay if fees were based on unit costs. That option is therefore not a very wise one to adopt. The National Council for Higher Education realizes this problem. However, it is the legal mandate of NCHE to provide to the Minister and the public correct higher education information so that policy can be formulated on the basis of correct data. That is one of the reasons NCHE surveys the cost of providing higher education. Society has to resolve this problem instead of pushing it to institutions or government alone. All stakeholders must suggest options.

In the last ten years, efforts to establish a unit cost for higher education have been contested. In 2002/4, Makerere Institute of Social Research conducted a unit cost study. But the figures were considered too high and were not accepted. The National Council for Higher Education conducted a unit cost study but we were told the figures were too high. The government asked the Auditor General to spearhead the study of the unit costs for Higher Education. Table 8.3 represents the summary of the unit costs as produced by the Auditor General.

**Table 8.3: The Unit costs as provided by the Auditor General’s managed study:
India Vs Uganda Unit Cost (PPP \$)**

	Faculty / Discipline	Uganda Cost	India Cost	Uganda Cost	Difference	
		Shs.	PPP \$	PPP \$	PPP \$	%
1	Agriculture	6,259,800	7,995	9,112	1,117	14%
2	Arts	2,828,220	3,555	4,117	562	16%
3	Computing & IT	2,792,134	3,878	4,064	186	5%
4	Econ. & Mgt	2,162,774	4,325	3,148	(1,177)	(27)
5	Stat. & Applied Econ	2,429,834	4,325	3,537	(788)	(18)
6	Law	3,052,460	3,555	4,443	888	25%
7	Social Sciences	2,734,824	3,555	3,981	426	12%
8	Technology	3,159,825	3,878	4,599	721	19%
9	Medicine	10,156,783	72,642	14,784	(57,858)	(80%)
10	Vet. Medicine	8,682,603	12,568	12,638	70	1%
11	Education	2,348,084	3,555	3,418	(137)	(3%)

“Unit Cost Study of Education at Public Universities in Uganda “ May 2010 sponsored by the Office of the Auditor General (produced by AH Consultants.

Meanwhile, from December 2010 to April 2011, the National Council for Higher Education, as mandated by Section 5 of the Act, decided to conduct annual studies of financial and human resources, as well as unit costs. National Council for Higher Education decided to restrict these studies to public universities focusing on a few programmes. The institutions studied for unit costs were Makerere University, Gulu University, Mbarara University of Science and Technology, Kyambogo University and Makerere University Business School. NCHE was unable to get figures from Busitema University. The summarized unit costs for the period 2008/9 figures were as follows:

(a) Bachelor of Agriculture	9,406,106.000
(b) Bachelor of Arts	4,252,764.000
(c) Bachelor of Development Studies	4,019,799.000
(d) Bachelor of Business Administration	4,179,822.000
(e) Bachelor of Education with Arts	5,655,301.000
(f) Bachelor of Education with Sciences	5,989,039.000
(g) Bachelor of Economics	4,219,708.000
(h) Bachelor of Medicine & Surgery	10,565,591.000
(i) Bachelor of Sciences	7,882,535.000
(j) Bachelor of Statistics	4,003,911.000
(k) Bachelor of Information Technology	3,364,669.000

These figures are neither fees nor a prescription for increasing fees. They are calculated to let the public know the cost of educating their children.

8.4 Education is an income earner

Currently Uganda has an edge as an exporter of education in the Great Lakes Region of East Africa. As noted in Section 4.5 of this report, most students come to Uganda because there are low fees to be paid in this country. If, however, the quality of higher education keeps dropping, the numbers of foreign students will gradually drop. As

noted again in 4.5, this is already happening. Table 8.4 gives a glimpse of what Uganda earned in the years 2003 to 2007 from export of education in comparison to sources from other sectors.

Table 8.4 GDP by economic activity at current prices, billion shillings.

	2003	2004	2005	2006	2007
Total GDP at market price	13,843	15,271	17,878	20,166	23,009
Agriculture, forestry and fishing	3,322	3,520	4,284	4,553	4,826
Industry	3,026	3,451	4,093	4,488	5,354
Services	6,651	7,345	8,405	9,900	11,531
Education	962	1,072	1,227	1,419	1,563

Sources: Uganda Bureau of Statistics

However, this income is not sustainable because student inflows into the country are neither predictable nor controllable. As noted above, there was a decline in the number of foreign students coming into the country. That means less cash inflow.

8.5 Conclusions to this section

- (a) Fees cannot be the main or sole source of income for higher education institutions. Owners of institutions should aggressively diversify sources of income for their institutions.
- (b) Although Ugandans are poor, a good number of those who reach higher education institutions can contribute to their education. The poor students should prove their poverty so as to get education loans. The government should therefore establish a Student Loan Scheme as soon as possible to identify poor students and get them loans. A loan scheme, however, does not mean that a scholarship scheme (or current sponsorship scheme) that benefits brilliant students studying programmes that are key to development should be abandoned. Both can, and should, run side by side.
- (c) The government should fund public universities using unit cost figures produced by the Auditor General's study. This report, together with other efforts, has established that institutions of higher education get less than what it costs them to produce an educated student. As a result of underfunding, institutions cut on education facilities and other inputs. The results are that Uganda will not only continue to produce less educated products but also its market edge as an exporter of education will be undermined.
- (d) If Uganda wishes to continue benefitting from education as an export item, it must provide quality education. Formerly, foreign students were attracted to Uganda because of the low fees paid. However, the latter seems to be eating into the quality of education and is, in turn, reducing the number of foreign students coming into Uganda. The consequence is reduced capital inflow on this front.

9.0 Access to higher education: Whose children benefit from higher education?

9.1 Introduction: A study to determine the socio-economic origins of university students

In the period 2007/8, a study to assess the socio-economic origins of university students was conducted by the Executive Director of the National Council for Higher Education using a Fulbright grant under the New Century Scholars Program. Mr. James Chiria, then a statistician at the NCHE, assisted him in conducting the study. The aim of the study was to confirm or refute earlier studies to answer the same question what is the socio-economic status of Uganda's university? whose children benefit from university education? We are constantly reminded that university students are very poor and so fees should be kept as low as the parents can afford irrespective of the cost of producing a graduate. For NCHE to give the government advice on this topic, it was necessary to base its conclusions on researched data. Many earlier studies had come to the conclusion that the percentage of students from poor homes who reach university level is not high.

This study of university students by the Executive Director, like those of Goldthorpe (1965), Barkan (1976), Liang and Rwasheema (2001), Mohammed Mayanja (1998), Bidemi Carrol (2005), Carol (2005) Hassan Badru Zziwa (2006), Alice Emas and Kwesiga (2003), came to the conclusion that the children who go to our universities, some of whom are paid for by tax payers' money through the sponsorship scheme, come from relatively better off social economic background than the general Ugandan population as established by the Uganda National Household and Uganda Demographic and Health surveys conducted by the Ugandan Bureau of Statistics. Indeed income is a major factor for accessing the good schools that permit these students to go to public universities and access government funds through sponsorship. Children from poor families are unlikely to do the same because poor parents cannot afford fees paid in the nursery schools, the boarding primary and secondary schools that prepare students to excel in examinations. It is true that some children from poor homes may sneak into universities. But these are few.

9.2 Methodology

NCHE came to the above conclusion through conducting two studies of:

- (a) Some 749 students from Makerere, Kyambogo, Gulu, Mbarara, Ugandan Christian University, and Uganda Martyrs University from May to December 2007 ; and
- (b) 665 government sponsored students from Makerere, Kyambogo, Mbarara, and Gulu in May –August 2008

In the two studies, social economic indicators instead of cash income were used as proxy for income because it is difficult to know the monetary cash income of many Ugandans. Many Ugandans are not willing to reveal what their income is. Employment status of the parents, the source of income of the parents and, most important, the household items of the homes from which the students come were used as indices of wealth.

9.3.1 Households items as indicators of social economic status

Using household items as indicators of economic social status, the survey revealed that the majority of Ugandan university student come from families:

- (a) Whose houses are built with brick and mortar (71.7%, 58.4% as compared to 53.4% in the general population);
- (b) With piped water (26.8%) compared to a few in the general population (no UBOS figure);
- (c) Homes with electricity as a source of lighting (41%), with kerosene (31%); (13%) with tadooba, (4%) firewood and (2%) candle for the same task;
- (d) With flush toilets (4.2%) compared (no UBOS figure);
- (e) With a fridge (20.9%) compared to (6.2%) in the general population;
- (f) Owned a video (22.1%) compared to (no UBOS figure);
- (g) Own a computer (14.9%) compared to (no UBOS figure);
- (h) Have internet access (2%) compared to (no UBOS figure);
- (i) Own Radio (87.2%) compared to (63%) in the general population;
- (j) Own a car (37.1%, 21.1%) compared to (6.7%) in the general population ;
- (k) Have fixed phones (20.4%) compared to (0.6%) in the general population; and
- (l) Own motorcycles (56.4%) compared to (39.2%) in the general population.

9.3.2 On the education of parents of students of our university students.

The study found out that the majority of university students have parents who are relatively more educated than those in the general population, with fathers having higher qualifications than mothers:

- (a) 24.8%, 17.9% of fathers had bachelors degrees compared to 4.7% in the general population;
- (b) 15%, 7.4% of mothers had Bachelors degree compared 2.2% in the general population; and
- (c) Only 10.6%, 11.1% of parents had not gone to school as compared to 28.3% in the general population. The fact that parents of some 10.6% of students in the first survey and 11.1% in the second survey are uneducated (i.e. had never gone to school and are most likely to be poor) indicates that there are brilliant students from needy families who reach university and should be assisted by the state. A means test must be used to isolate these individuals for assistance.

In many African countries, higher education is associated with higher income because those with it have opportunities to get salaried or skilled employment. This is not different in Uganda.

9.3.3 The sources of income of the parents of students in our university system:

- (a) The majority of students have parents who get salaries as a source of income 33.1% as compared to 20.8% in the general population;
- (b) A number of students have parents with businesses (2.2%, 20.6%) compared to 18.8% in the general population;
- (c) However, a number of parents derive their income from farming (36.6%, 30.5%) as compared to 51.9% in the general population.

Generally, in Uganda, people with a salaried income if employed by government or major companies have more secure sources of income than the self employed ones. However, as economic development picks up, this may not remain the same.

9.3.4 Region of origin

Most students in the sample came from the Central Region (34.4%), followed by the Western Region (30.5%), the Eastern Region (18%) and the Northern Region (17.1%). Higher education should overcome this regional inequality by affirmative action.

9.3.5 Gender of the students in the sample

- (a) The sample in survey two had 33% female as compared to 67% male;
- (b) 30.9% of males came from families whose fathers had a university degree compared to 20.6% for female students;
- (c) Only 5.8% of females came from less educated fathers as compared to 14.4% males;
- (d) Further, only 10.2% of females came from homes with less educated mothers as compared to 24.7% males. Two conclusions can be made:
 - (i) Educated parents tend to value the education of their daughters more than poor uneducated parents; and
 - (ii) Families whose source of income is farming are more likely to take male students to university as compared to females.

This confirms earlier studies.

- (e) There was also a significant difference on gender in families of government employees as 25% of females (in the second sample) came from families whose parents were working with government as compared to 16.8% or less in the general population.

9.4 Concluding remarks to this section

- (a) It is very clear from this study, as well as in the previous ones, that access to higher education, particularly university education, is determined by income, which is highly inequitable. Access to our universities favours students from well to do families. Access to university and scholarships (or government sponsorship) are therefore highly inequitable. It is evident that class, gender and region determine access to higher education in this country. The current model of funding higher education disadvantages the poor, females and people from peripheral areas of the state. The quota system was a positive move but difficult to administer.
- (b) The Loan Scheme is the most desirable and feasible to start with in the circumstances. Moreover, the National Council for Higher Education has done all the necessary homework including the drafting of a possible law to operationalize the scheme. There is no need to re-invent the wheel. The horses should start pulling the cart. Provided a system of identifying needy students and a repayment mechanism is included in the law, the scheme should be tried. This is how needy students should be helped without undermining the quality of inputs in education by denying institutions full unit cost payments.

10.0 Where do higher education graduates go after completing their courses of study?

10.1 Introduction

Institutions of higher learning and the National Council for Higher Education are constantly asked where their students would be employed. NCHE is aware that many parents and students see the road end of education as employment. But many students do not get employment immediately or are unable to set up their own businesses. Many graduates take years to get jobs.

10.2 Need for tracer studies

The National Council also realizes that the education of students is not the responsibility of educational institutions only. It is equally the responsibility of society that must provide the markets and workplaces where not only graduates will be employed but also guide curriculum design to reflect the market in the classrooms. Both the higher education institutions and the workplace determine whether graduates will or will not be employed.

The National Council for Higher Education therefore undertook a tracer study in 2006 to find out where university graduates were most needed in the market as a way of advising potential graduates on programmes to select. The NCHE study followed Sameer a – Sammaria and Paul Bennet’s study completed in 2003 and published by the Institute of Development Studies at the University of Sussex. The latter study was entitled **Where has all the education gone in Africa? Employment outcomes among secondary school and university leavers**. The survey covered over 5000 graduates from Malawi, Tanzania, Uganda and Zimbabwe. The conclusions of the survey was that most university graduates eventually get employed that: “ In general, employment outcomes are considerably better than expected. However, the tracer surveys highlight the enormous challenges of educating and subsequently utilizing secondary school leavers and university graduates in an efficient and effective manner in low income African countries. In particular, given the paucity of new employment opportunities in the formal sector, much more needs to be done in order to ensure that both these groups are better prepared for productive self –employment, specially in high growth and higher skill activities. Improving the overall quality of higher and secondary education is also absolutely critical”.

10.3 The National Council tracer study of 2006

In 2006, the National Council for Higher Education contracted the Makerere Institute of Social Research to study where Uganda’s higher education students go after completion of their courses. The study was a limited one due to lack of resources and staff capacity. The study comprised of two sections namely:

- (a) graduate tracer study, which focused on identifying where and the conditions under which university graduates were employed, by course and by institution. It also considered the length the graduates take before they get gainful employment and the relevance of courses offered by tertiary institutions from the perspective of the graduates. Analysis took into considered equity issues such as gender and socio –economic status; and

- (b) The employer expectations study, focused on the expectations and rating of employees from the various disciplines and institutions by employers in terms of quality and relevance. The study derived recommendations on attributes that would improve the relevance of higher education.

The studies focused on only one cohort of graduates for the year 2002 from Makerere University, Islamic University in Uganda (IUIU), Mbale; Uganda Martyrs University (UMU) Nkozi and Mbarara University Science and Technology. The other tertiary institutions of Lira Technical College, Bukalasa Agricultural College and Makerere Business Institute (MBI), Bushenyi Technical College and Busitema Agriculture College were also part of the cohort for the study. The study covered the whole country.

The study targeted 995 graduates of both university and other tertiary institutions and 120 employers. Seven hundred and seven (707) graduates were traced. However, five hundred and sixty six (566) graduates successfully responded to the instruments while 96 employers responded to the employers' expectation surveys giving a response rate of 58% and 80% respectively.

The study further focused on the disciplines of: Basic Science, Engineering, Architecture, Human Medicine, Veterinary Medicine Agriculture, Development Studies, Arts, Social Science. Law, Commerce and Business Administration in universities, and focused on Agriculture, Engineering and Business Education in the other tertiary institutions.

Out of the 566 graduates interviewed, 61% were males and 39% were females, four hundred and twenty eight (428) had university degrees while one hundred and thirty eight (138) had diplomas from Other Tertiary Institutions.

From the study, a number of conclusions were drawn about the employment opportunities for fresh graduates, the relevance of higher education institutions in meeting the labour market needs and the labour market situation in Uganda. The following were the major conclusions which also address the research questions that the studies set out to answer.

- (a) Parents with higher education qualifications are more likely to educate their children but this was particularly so if a father was educated. Other equity issues were found to be insignificant.
- (b) There is need for higher education institutions to adopt policies that promote the participation of students in research and their involvement in policy formulation, review and/or implementation.
- (c) Library services across the majority of the HEIs in Uganda are still poor and there are hardly any opportunities for individual students to influence study programs in the HEIs in Uganda.
- (d) Most of the graduates are employed by the private sector including self-employed and private international followed by the public sector including Central government, local governments and government agencies. Higher education graduates are therefore in nearly all sectors of the economy namely Agriculture, Construction, Higher Education, Finance/Banking, Health, Hotel & Tourism, Manufacturing, Public Administration, Social Work, Trade, Transport, Judiciary, Insurance, Telecommunication, Broadcasting and Energy/Fuel, with Public Administration, particularly local governments, absorbing the largest number.

- (e) Most graduates got some form of gainful employment within one year of completion of studies and a good number got jobs in the first three months.
- (f) Area of study is the single most important attribute for securing gainful employment. The recruitment for jobs in Uganda is not riddled with corruption (non-transparency), bribery, nepotism, or gender discrimination as held by many but is based on merit.
- (g) The labour market in Uganda is still short of doctors in human medicine, engineers, information technology graduates, lawyers and science teachers. However, the market is fast saturating with graduates of Arts teachers, secretaries, social work, finance and accounts. This is an indication that Human medicine, engineering, information technology, marketing and law are under-supplied while teachers (except science teachers), social sciences, finance and accounts, and agriculture are over-supplied in the market.
- (h) Both men and women have fairly equal opportunities for employment and career development although some sectors seem to employ more of one sex than the other. Unlike in other studies where women were found to earn less than men in similar positions, in Uganda women earn the same remuneration packages as men in similar positions.
- (i) Generally the knowledge and skills got by graduates of higher education institutions were relevant for the world of work places to a high extent. Specialised programs prepare graduates for the work place better than general programs. Arts and Social sciences programs were increasingly not meeting the expectations of graduates at work places.
- (j) There is need to strike a balance between theory and practical training on all undergraduate and diploma programs. The Law Program needs urgent attention to assess the relevance of African History as part of its curriculum. This calls for general curricula review
- (k) Higher education institutions also need to acquire appropriate tools/equipment and computers to facilitate learning in all these programs.
- (l) The main procedure used in the recruitment of graduates is advertisement in the newspapers and/or through internal advertisements. Record keeping in most institutions and employers surveyed is still poor.
- (m) Most organisations have developed in-house policies aimed at equipping fresh graduates with desired job related skills through orientation and continuous relevant training to fresh graduates who join their organisations in order to equip them with job related skills. These interventions are in keeping with modern human resources management practices and greatly compliment education received on basic higher education programs.

10. 4 Recommendations by the study

- (a) Higher education institutions should consider adopting policies that promote the participation of students in research and their involvement in policy formulation, review and/or implementation.
- (b) Higher Education Institutions should develop policies that encourage individual students to influence study programs in those institutions.
- (c) While gender mainstreaming seem to be taking ground in the labour market, it is important that the affirmative action is continued for sometime.
- (d) National Council for Higher Education should enforce its minimum standards for library services in higher education institutions.
- (e) The higher education institutions should be deliberately supported to produce

those skills for which there are not enough on the market. These include human medicine, engineering, information technology, science teachers, marketing and law.

- (f) There is need to introduce and emphasize the importance of efficient record keeping in nearly all disciplines in higher education institutions. This could be offered as a cross-cutting course across all disciplines.
- (g) Curriculum issues need to be looked into by NCHE which may wish to consider further studies to review in greater details the curricula of all the higher education institutions with a view to making such curricula more relevant and practical with the appropriate content.
- (h) At policy level, NCHE may need to study further the staffing needs and remuneration issues of all higher education institutions so as to improve staff retention in these institutions
- (i) Strengthen higher education institutions - private sector linkages/partnerships.

11.0 The National Council for Higher Education: Organization and achievements

The National Council for Higher Education is a statutory agency, established to assure the provision of quality and relevant higher education. It was established under “The Universities and Other Tertiary Institutions Act, 2001” for:

- (a) Regulating and guiding the establishment and management of institutions of higher learning, and;
- (b) Regulating the quality of higher education, equating of higher education qualifications and advising government on higher education issues.

11.1 The Council has the following effective distinct committees:

- (i) The Accreditation and Quality Assurance Committee
- (ii) The Finance and Management Committee; and the
- (iii) Research and Development Committee.

11.2 The Secretariat has the following Departments:

- (i) Quality Assurance Department
- (ii) The Finance Department under Mr. Arthur Muguzi
- (iii) Library, Documentation and Information Support Services and;
- (iv) Administration

11.3 Achievements of the various Departments as of June 15, 2011 are itemized as follows:

11.3.1 The Quality Assurance Department

The Department has achieved the following:

(i) Accreditation of institutions.

One of the major functions of the Council is to license private higher education institutions and to advise the Minister on the establishment of public higher education institutions. Council, has registered and supervised:

- (a) 3 Public Universities (Gulu, Kyambogo, Busitema. Mbararara and Makerere were founded before 2001)
- (b) 1 Public Other Degree Awarding Institution
- (c) 50 Public Tertiary Institutions
- (d) 27 Private Universities
- (e) 39 Private Tertiary Institutions
- (f) 1 Private Other Degree Awarding Institute
- (g) Council has closed 3 private Universities
- (h) Council has recommended to the Minister to delink MUBS from Makerere University and make it an Other Degree Awarding Institution.

(ii) Minimum Standards for Courses of Study

Under Section, 5(i) Council is required to set minimum standards for courses of study. Led by the Quality Assurance Department, Council has achieved the following in fulfilling Section 5(i):

- (a) Minimum Standards for Courses of Study in Bachelor of Medicine and Surgery, July 2007

- (b) Minimum Standards for Courses of Study in Bachelor of Social Sciences, July 2007
- (c) Minimum Standards for Courses of Study in Bachelor of Statistics and Bachelor of Science in Actuarial Science, July 2007
- (d) Minimum Standards for Courses of Study in Universities: Mathematics and Economics (Undergraduate programmes, May 2006).
- (e) Minimum Standards for Courses of Study in Bachelor of Management and Business Studies, April 2011
- (f) Credit Accumulation and Transfer System for East Africa: Minimum Standards for Courses of Study in Basic Sciences,(Undergraduate Programmes), December 2009
- (g) Credit Accumulation and Transfer system for East Africa: Minimum Standards for Courses of Study in Engineering, Undergraduate Programmes December 2009
- (h) Credit Accumulation and Transfer system for East Africa: Minimum standards for courses of study in Medicine,(Undergraduate Programmes), December 2009
- (i) Credit Accumulation and Transfer System for East Africa: Minimum Standards for Courses of Study in Agriculture, Undergraduate Programmes, and Basic Sciences, December 2009
- (j) Unit Cost Study for Public Universities, 2011
- (k) The above standards contain about sixty degree programmes and these have been published.

11.3.2 The Finance Department

This Department manages the finances of Council. As it is a critical department, the Executive Director has worked with it very closely and we hope the addition of an Internal Auditor to be hired soon should ease financial administration. The accounts of NCHE are audited by the Auditor General and are up to date.

11.3.3 Library, Documentation and Information Support Services

This Department, due to lack of resources, has a few staff (Mr. Birungi, George Ebine, Martin Osikei and Maria Nakachwa). It has been the Council's window to the public and publishes most of NCHE's publications including the following:

(i) Publication of Journals on Higher Education issues

Section 5 (o) of the Act requires NCHE to "collect, examine, and publish information" relating to higher education and this Department has produced the following journals to fulfill the same:

- (a) The Uganda Higher Education Review Vol. 1 no. 1, April 2004.
- (b) The Uganda Higher Education Review Vol. 1 no. 2, Oct 2004.
- (c) The Uganda Higher Education Review Vol.2 no. 1, April 2005.
- (d) The Uganda Higher Education Review Vol.2 no. 2, Oct 2005.
- (e) The Uganda Higher Education Review Vol.3 no. 1, April 2006.
- (f) The Uganda Higher Education Review Vol.3 no. 2, Oct 2006.
- (g) The Uganda Higher Education Review Vol.4 no. 1, April 2007.
- (h) The Uganda Higher Education Review Vol.4 no. 2, Oct 2007.

- (i) The Uganda Higher Education Review Vol.5 no. 1, April 2008.
- (j) The Uganda Higher Education Review Vol.5 no. 2, Oct 2008.
- (k) The Uganda Higher Education Review Vol.6 no 1 April 2009.
- (l) The Uganda Higher Education Review Vol.6 no. 2 October 2009.

(ii) Publication of Legal Documents

In co-operation with the Accreditation Department and Legal Officer, the Library, Documentation and Information Support Services has published the following. It is my hope that a fully fledged Legal Department will be established soon to undertake the production and publication of legal materials.

- (a) Operation of Private Universities and Private Tertiary Institutions (SI No.80 of 2005)
- (b) Institutional Standards (SI No.85 of 2005)
- (c) Letters of Interim Authority for Private Universities and Provisional Licence for Private Other Degree Awarding Institutions regulations (SI No.61 of 2007)
- (d) Naming of Universities and Other Degree Awarding Institutions regulations. (SI No.1 of 2007)
- (e) Equating of degrees, diplomas and certificates regulations. (SI No.62 of 2007)
- (f) Minimum Entry Requirements for admission to Universities or other Tertiary Institutions (SI No.63 of 2007)
- (g) General Quality Assurance regulations (SI No.34 of 2008)
- (h) Honorary Degrees and Academic Titles regulations (SI No.50 of 2010)

11.3.4 The Administration Department

Professor Abdu B.K.Kasozi has been the Executive Director of the NCHE for Higher Education since its inception. He works closely with all departments especially the Administration Department which, is being restructured and care taken of by another officer.

11.4 Shortage of staff has been blurring departmentalization

The shortage of staff in the past, and to some extent now, has meant that people have been called upon to do what they were not employed to do according to their appointment letters. This eased the work in the past. In 2003, the staff of Council were 3 officers and 2 support staff. Currently, the staff stands at 22 officers and 9 support staff. The situation is gradually being improved.

11.5 Funding

Funding has been inadequate in the past. However, with the realization of the work NCHE does, Government increased funding and asked students to contribute one currency point to supplement what NCHE gets. We hope that student contributions of one currency point a year to NCHE will help this country to have quality higher education. Due to good performance, NCHE has in the past been able to attract funding for projects from donors including the Rockefeller Foundation, the Ford Foundation, Carnegie Corporation and the Netherlands Government. However, all the donor money were project-specific and so could not resolve the massive financial requirements of NCHE.

12. 0 References

- Barkan, Joel (1976). *An African Dilemma: University Students, Development and Politics in Ghana, Tanzania and Uganda*. Nairobi and London. Published on behalf of the East African Institute of Social Research by Oxford University Press.
- Carrol, Bidemi (2005). *Private Monies, Public Universities: Implications for Access and University Behaviours; A study of Makerere University*, PhD Thesis, Stanford University.
- Goldthorpe, J.E (1965). *An African elite: Makerere college students, 1922-1960*. Nairobi: Oxford University Press for EAISR (He earlier presented a PHD thesis on the same topic for the university of London in 1961).
- Kasozi, A.B.K (2009). *Financing Uganda's Public Universities: An Obstacle to Serving the Public Good*. Kampala: Fountain publishers.
- Kwesiga, Joy (2003). *Women's Access to Higher Education: Uganda's experience*. Kampala: Fountain publishers.
- Liang X and Rwashema, Enos (2001). *Uganda Tertiary Education Micro-report on coverage, Equity and Efficiency*. Ministry of Education and Sports).
- Liang, X (2004). *Uganda Tertiary Education Sector Report*. Washinton DC: The World Bank.
- Manicas, T. Peter (2005). *Globalization and Higher Education*. Hawaii (www.libstudy.hawaii.edu).
- Mayanja Muhammad K (1998). "The social background of Makerere University students and the potential for cost sharing" *Higher Education* 36: 21-41, 1998.
- Reddy, J (2000). "African Realities and Global Challenges: The 21st Century" **International Higher Education**, # 17, Fall 2000.
- Sutherland K. (2003) "Equity, efficiency and sustainability in higher education in sub-Saharan Africa: a case study of Makerere University"
- World Bank (2000) **Higher Education in Developing Countries: Peril or Promise**. Washington DC: the Taskforce on Higher education and Society, World Bank/ UNESCO.
- World Bank (2002) **Constructing Knowledge Societies: New challenges for Tertiary Education**, Washington DC.

Appendix 1 Total Enrolment summaries for 2010

InstitutionName	Student Enrolment											
	Ugandan					Foreign/Int					Overall	
	M	Fem	Total	Male	Fem	Total	M	Fem	Total	M	Fem	Total
Universities												
Makerere University	16958	13710	30668	1432	1012	2444	18395	14717	33112			
Mbarara University of Science and Technology	1776	1002	2778				1776	1002	2778			
Kyambogo University	12257	10033	22290	0	0	0	12257	10033	22290			
Gulu University	2452	1289	3741	7	4	11	2459	1293	3752			
Busitema University	629	131	760	1	1	2	630	132	762			
Islamic University in Uganda	2192	924	3116	525	242	767	2717	1166	3883			
Uganda Christian University	3884	3670	7554	154	189	343	4038	3859	7897			
Uganda Matyrs University Nkozi	2182	1234	3416	24	14	34	2206	1248	3454			
Ndejje University	1477	1406	2883	93	49	142	1570	1455	3025			
Bugema University	224	159	383	240	622	862	464	781	1245			
Nkumba University	3235	3140	6375	242	187	429	3477	3327	6804			
Kampala International University	4008	3215	7223	4853	1862	6715	8861	5077	13938			
Aga Khan University	16	127	143	0	0	0	16	127	143			
All Saints University Lango	155	134	289	0	0	0	155	134	289			
Busoga University	696	449	1145	314	261	575	1010	710	1720			
Cavendish University	270	140	410	95	25	120	340	190	530			
Bishop Staurt University	1454	1363	2817	2	1	3	1456	1364	2820			
Kabale University	1066	725	1791	206	151	411	1326	876	2202			
Kumi University	424	288	712	0	39	39	424	327	751			
Uganda Pentecoastal University	549	205	754	58	33	91	607	238	845			
St. Lawrence University	755	598	1353	254	0	254	1009	598	1607			
Kampala University	120	80	200	204	196	400	324	276	600			
Mountains of the Moon University	504	303	807	10	4	14	504	303	807			
Muteesa I Royal University	1019	794	1813	7	8	15	1026	802	1828			
African Bible University	35	12	47	42	15	57	77	27	104			
International Health Sciences University	266	403	669	49	45	94	316	447	763			
Fairland University	361	475	836	19	20	39	380	495	875			
University Affiliated Colleges												
Bishop Barham University College	379	308	687	0	0	0	379	308	687			
Makerere University Business School	4450	5610	10060	380	291	671	4830	5901	10731			

Non-University Degree Awarding Colleges												
Uganda Management Institute	Public	504	44	948	0	2	2	504	446	950		
Team Institute of Business Management	Private	464	189	653	0	3	3	464	192	656		
Agricultural Colleges												
Arapai Agricultural College	Public	459	96	555	0	0	0	459	96	555		
Bukalasa Agricultural College	Public	187	41	228	5	2	7	192	43	235		
Fisheries Training College	Public	162	83	245	3	2	5	165	85	250		
Nyabyeya Forestry College Masindi	Public	165	82	247	5	1	6	170	83	253		
Health Colleges												
Health Tutors College Mulago	Public	23	17	40				23	17	40		
Butabika Sch. Of Psychiatric Nursing	Public	180	155	337	1	0	1	183	155	338		
Butabika School of Psychiatric Clinical Officers	Public	145	322	467				145	322	467		
Chemiquip International school for Laboratory training	Private	94	45	139				94	45	139		
Ernest Cook Ultra Sound Research Education Institute	Public	30	28	58	8	1	9	38	29	67		
Jinja School of Nursing and Midwifery	Public	203	664	867	1	5	6	204	669	873		
Kabale Institute of Health sciences	Private	45	25	70	1	0	1	46	25	71		
Medicare Health Professionals	Private	173	117	290	8	8	16	181	125	306		
School of Clinical Officers-Gulu	Public	211	65	276	0	0	0	211	65	276		
School of Clinical Officers Fortportal	Public	308	118	426	4	1	5	312	119	431		
School of Hygiene Mbale	Public	258	133	391	0	1	1	258	134	392		
Machsu School of Clinical	Private	70	28	98	28	32	60	108	50	158		
Masaka School of Comprehensive Nursing	Public	102	192	294	0	1	1	102	193	295		
Medical Laboratory Technician's School, Jinja	Private	272	89	361	0	0	0	272	89	361		
Mulago paramedical schools	Public	942	470	1412	4	2	6	946	472	1418		
Ophthalmic Clinical Officers Training School	Public	11	3	14				11	3	14		
Soroti School of Comprehensive Nursing	Public	86	102	188	1	1	2	87	103	190		
School of Clinical Officers-Mbale	Public	192	97	289	0	0	0	192	97	289		
International Institute of Health science	Private	57	84	141	0	8	8	57	92	149		
Theological Colleges												
All Nations Theological College	Private	18	3	21	25	3	28	43	6	49		
Africa Theological Seminary	Private	73	20	93	85	5	90	168	15	183		
Glad Tidings Bible College	Private	134	49	183	21	4	25	155	53	208		
Institute of Advanced Leadership	Private	63	107	170	10	8	18	73	115	188		
Katigondo National Major Seminary	Private	219	0	219	28	0	28	247	0	247		

Kampala Evangelical School of Theology	Private	16	8	24	0	0	0	0	0	16	8	24
Reformed Theological College	Private	38	22	60	27	10	37	65	32	97		
Uganda Bible Institute	Private	132	14	146	0	0	0	132	14	146		
Uganda Baptist Seminary	Private	248	19	267	27	2	29	275	21	296		
St. Paul National Seminary Kinyamasika	Private	98	0	98	0	0	0	98	0	98		
Pentacostal Theological College (PTC)	Private	39	1	40	3	1	4	42	2	44		
Media and Communication Colleges												
Uganda Institute of Business and Media Studies	Private	66	66	132	2	3	5	68	69	137		
Uganda Institute of Information and Communications Tech	Private	663	341	1004	0	0	0	663	341	1004		
UMCAT School of Journalism and Mass Communication	Private	139	25	257	18	25	43	157	143	300		
International Institute of Business and Media Studies	Private	75	90	165	4	10	14	79	100	179		
Colleges of Commerce and Business Studies												
Uganda College of Commerce Aduku	Public	529	389	918	0	0	0	529	389	918		
Uganda College of Commerce Kabale	Public	410	362	772				410	362	772		
Uganda College of Commerce Pakwach	Public	380	259	639	29	21	50	409	280	689		
Uganda College of Commerce Soroti	Public	413	331	744				413	331	744		
Uganda College of Commerce Tororo	Public	485	589	1074	2	0	2	487	589	1076		
Rwenzori College of Commerce	Private	36	81	117	0	0	0	36	81	117		
Royal Institute of Business and Technical Education	Private	90	120	210	0	0	0	90	120	210		
Rosa Mystica Inst of Business & Voc Training Fortportal	Private	0	230	230	0	1	1	0	231	231		
Uganda Institute of Banking and Finance	Private	132	185	317	1	1	2	133	186	319		
United College of Business Studies	Private	12	86	98	0	0	0	12	86	98		
Institute of Accountancy and Commerce	Private	43	62	105	77	69	146	120	131	251		
International School of Business and Technology	Private	115	78	193	70	67	137	185	145	330		
International College of Business and Computer Science	Private	10	50	60				10	50	60		
International Institute of Education Katwe	Private	177	131	308	8	4	12	185	135	320		
Mbarara Business Institute	Private	64	84	148				64	84	148		
Kampala College of Business	Private	42	55	97	7	3	10	49	58	107		
Kabarole College of Commerce	Private	69	75	144				69	75	144		
Kampala College of Commerce and Advanced Studies	Private	40	37	77	0	0	0	40	37	77		
Kyotera College of Business Studies	Private	9	59	68	4	3	7	13	62	75		
Light Bureau of Accountancy College	Private	45	79	124	0	0	0	45	79	124		
Multi- Tech Management Accountancy Programme	Private	1066	534	1600	0	0	0	1066	534	1600		
Makerere Business Institute	Private	273	353	626	12	9	21	285	362	647		
Makerere College of Business and Computer Studies Rukungiri	Private	61	95	156	0	0	0	61	95	156		

Maganjo Institute of Career Education	Private	488	304	792	11	4	15	499	308	807
Nyamitanga College of Business Studies	Private	34	333	367	0	1	1	34	334	368
Nakawa Institute of Business Studies	Private	126	190	316	1	0	1	127	190	317
YMCA College of Business Studies	Private	82	476	558	0	0	0	82	476	558
YWCA Training Institute	Private	12	717	729	4	11	15	16	728	744
Zenith Business College	Private	290	232	522	1	2	3	291	234	525
The College of Business Studies	Private	21	70	91	0	0	0	21	70	91
Tropical College of Commerce and Computer Studies	Private	12	56	68				12	56	68
Bridge Tutorial College	Private	4	83	87				4	83	87
Bethel Training Institute	Private	390	212	602	7	10	17	397	222	619
College of Business and Management Studies	Private	29	21	50	0	0	0	29	21	50
College of Business Studies Uganda	Private	12	48	60	0	0	0	12	48	60
Fortportal Institute of Commerce	Private	50	62	112				50	62	112
Great Lakes Regional College	Private	161	158	319	0	0	0	161	158	319
Higher Learning Institute of Business Masaka	Private	23	53	76	0	1	1	23	54	77
African College of Commerce	Private	183	377	560	1	2	3	184	379	563
Aptech Computer Education Centre	Private	206	112	318	21	7	28	227	119	346
Ankole West Institute of Science and Technology	Private	450	373	823	0	0	0	450	373	823
Buganda Royal Institute of Business and Technical Education	Private	480	411	891	12	1	13	492	412	904
College of Professional Development	Private	200	164	364	0	1	1	200	165	365
Centre for Procurement Management	Private	175	143	318	5	7	12	180	150	330
Celak Vocational College	Private	177	210	387	25	20	45	201	231	432
Datamine Technical Business School	Private	429	220	649	8	1	9	437	221	658
Institute of Management Science and Tech	Private	215	213	428	16	19	35	231	232	463
Management and Accountancy Training Company Limited	Private	989	974	1963				989	974	1963
Nkokonjeru Institute of Management and Technology	Private	42	74	116	0	0	0	42	74	116
Skills Resource Centre	Private	11	16	27	0	0	0	11	16	27
AICM Vocatraing Training College	Private	230	205	435	9	6	15	239	211	450
St. Joseph Poly Technic Institute	Private	663	559	1222				663	559	1222
Management / Social Development										
Management Training and Advisory Centre	Public	75	44	119	0	0	0	75	44	119
Liberty College of Management and Journalism	Private	14	16	30	0	0	0	14	16	30
Makerere Institute of Administrative Management	Private	12	34	46	0	0	0	12	34	46
Mbarara Institute for Social Development	Private	128	240	368	0	0	0	128	240	368
Makerere Institute for Social Development	Private	451	621	1072	44	95	139	496	715	1211

Nile Institute of Management Studies Arua	Private	79	174	253	159	232	391	314	329	643
Nile Management Training Centre	Private	12	18	30				12	18	30
Nsamizi Training Institute of Social Devt	Public	667	852	1519				667	852	1519
Visions Institute of Public Relations and Management	Private	100	20	120	22	0	22	87	55	142
Rukungiri Institute of Management	Private	15	60	75	0	0	0	15	60	75
Teachers Colleges										
Kabalega College Masindi	Private	306	291	597				306	291	597
Nakanyonyi Teachers College	Private	51	60	111	0	0	0	51	60	111
National Teachers College Unyama	Public	1251	425	1676				1251	425	1676
National Teachers College Mubende	Public	896	489	1385				896	489	1385
National Teachers College Kabale	Public	926	477	1403	0	0	0	926	477	1403
National Teachers College-Kaliro	Public	863	526	1389	0	0	0	863	526	1389
National Teachers College Muni	Public	879	434	1313	39	4	43	918	438	1356
Tourism and Wildlife										
Uganda Wildlife Training Institute Kasese	Public	80	21	101	0	0	0	80	21	101
Pearlcrest Hospitality Training Institute	Private	0	11	11				0	11	11
The Crested Crane Hotel and Tourism Training Centre	Public	55	55	110	2	2	4	57	57	114
Technical Colleges										
Uganda Technical College Bushenyi	Public	343	41	384	0	0	0	343	41	384
Uganda Technical College Elgon	Public	844	78	922	0	0	0	844	78	922
Uganda Technical College Kicwamba	Public	500	77	577	0	0	0	500	77	577
Uganda Technical College Lira	Public	624	36	660	1	0	1	625	36	661
Uganda Technical Collegeg Masaka	Public	364	33	397				364	33	397
Law Development Centre	Public	496	298	794	4	2	6	500	300	800
Meteorological Training Institute	Public	15	24	39	0	0	0	15	24	39
Institute of Survey and Land Management	Public	27	3	30				27	3	30
East African School of Aviation, Soroti	Public			134			13	127	20	147
Tororo Co-operative College	Public	39	36	75				39	36	75
Uganda Cooperative College Kigumba	Public	242	144	386	4	1	5	246	145	391
Michelangelo College of Creative Arts, Kisubi	Private	132	60	192	2	1	3	134	61	195
St Paul Regional Study Center Arua	Private	343	146	489	0	0	0	343	146	489
IACE Makerere University-Fortportal	Public	120	30	150				120	30	150
		93351	74317	167761	10198	6026	16224	103594	80391	183985

Appendix 2 Academic programmes

Makerere University	Makerere University	Duration	Award	Duration Award
Faculty of Computing & Information Technology	Faculty of Arts			
Misc in Data Communications & Software Engineering	Doctor of Philosophy in African Languages	3 Yrs	Master	3 Years PhD
Master of Information Technology	Doctor of Philosophy in Ethics and Public Management	2 Yrs	Masters	3 Years PhD
Misc in computer science	Doctor of Philosophy in Geography	2 Yrs	Masters	3 Years PhD
Misc in Information Technology	Doctor of Philosophy in History	2 Yrs	Masters	3 Years PhD
Masters in Computer science	Doctor of Philosophy in Human Rights	2 Years	Masters	3 Years PhD
Master of Adult and Community Education	Doctor of Philosophy in Journalism	2Yrs	Masters	3 Years PhD
PGD in Computer Science	Doctor of Philosophy in Land Use and Regional Development	1Yr	PGD	3 Years PhD
PGD in Data Communications & software Engineering	Doctor of Philosophy in Languages	1 Yr	PGD	3 Years PhD
PGD in ICT	Doctor of Philosophy in Leadership & Human Relations	1 Yr	PGD	3 Years PhD
PGD in Information Systems	Doctor of Philosophy in Literature	1 Yr	PGD	3 Years PhD
PGD in Information Technology	Doctor of Philosophy in Music and Dance	1 Yr	PGD	3 Years PhD
PhD in Computer Science	Doctor of Philosophy in Peace and Conflict Management	3 Yrs	PhD	3 Years PhD
PhD in computer science	Doctor of Philosophy in Religious & Theological Studies	3 Years	PhD	3 Years PhD
PhD in Data Communication & Software Engineering	Doctor of Philosophy in Religious Studies	2 Yrs	PhD	3 Years PhD
PhD in Information System	Doctor of Philosophy in Social and Management	3 Yrs	PhD	3 Years PhD
PhD in information Technology	Master of Arts in Land Use and Regional Planning	3 Yrs	PhD	2 Years Masters
Post graduate diploma in computer science	Masters in Arts in Ethics and Public Management	1 Year	PGD	2 Years Masters
Faculty of Agriculture	Masters in Arts in Human Rights			2 Years Masters
Doctor of Philosophy in Agribusiness Management	Masters in Arts in Languages			2 Years Masters
Doctor of Philosophy in Agricultural Economics	Masters in Drama	3 Years	PhD	2 Years Masters
Doctor of Philosophy in Agricultural Engineering	Masters in Leadership and Human Relations	3 Years	PhD	2 Years Masters
Doctor of Philosophy in Animal Science	Masters in Linguistics	3 Years	PhD	2 Years Masters
Doctor of Philosophy in Applied Human Nutrition	Masters in Philosophy	3 Years	PhD	2 Years Masters
Doctor of Philosophy in Crop Science	Masters of Arts in Arts in African Languages	3 Years	PhD	2 Years Masters
Doctor of Philosophy in Science and Technology	Masters of Arts in Dance	3 Years	PhD	2 Years Masters
Doctor of Philosophy in Soil Science	Masters of Arts in Geography	3 Years	PhD	2 Years Masters
Masters of Science Agriculture Economics	Masters of Arts in History	3 Years	PhD	2 Years Masters
Masters of Science Agriculture Engineering	Masters of Arts in Journalism and Communications	2 Years	Masters	2 Years Masters
Masters of Science Animal Science	Masters of Arts in Land Use and Regional Development	2 Years	Masters	2 Years Masters
Masters of Science Crop Science	Masters of Arts in Linguistics	2 Years	Masters	2 Years Masters
Masters of Science Extension Education	Masters of Arts in Literature	2 Years	Masters	2 Years Masters
	Masters of Arts in Music and Drama	2 Years	Masters	2 Years Masters

Masters of Science Food Science	2 Years	Masters	Masters of Arts in Peace and Conflict Studies	2 Years	Masters
Masters of Science Soil Science	2 Years	Masters	Masters of Arts in Philosophy	2 Years	Masters
School of Education			Masters of Arts in Religious and Theological Studies	2 Years	Masters
Post Graduate Diploma in Education	1 Year	Diplom	Masters of Arts in Religious Studies	2 Years	Masters
Post Graduate Diploma in Primary Education	1 Year	Diplom	Masters of Arts in Social and Management Studies	2 Years	Masters
Doctor of Philosophy in Curriculum, Media and Instructional Studies	3 Years	PhD	Postgraduate Diploma in Environmental Journalism	1 Year	Diplom
Doctor of Philosophy in Economics Education	3 Years	PhD	Postgraduate Diploma in Integrated Rural Planning	1 Year	Diplom
Doctor of Philosophy in Educational Philosophy in Educ. Management	3 Years	PhD	Postgraduate Diploma in Meteorology	1 Year	Diplom
Doctor of Philosophy in Educational Policy and Planning	3 Years	PhD	Postgraduate Diploma in Theology and Pastoral Studies	1 Year	Diplom
Doctor of Philosophy in Human Resource Management in Education	3 Years	PhD	Postgraduate Diploma in Translation and Interpretations	1 Year	Diplom
Doctor of Philosophy in ICT	3 Years	PhD	Master of Social Sciences and Arts Education	2 Years	Masters
Doctor of Philosophy in Language and Literature Education	3 Years	PhD	Masters of Arts in Fine Arts	2 Years	Masters
Doctor of Philosophy in Philosophy in Educational Foundations	3 Years	PhD	Faculty of Economics & Management		
Doctor of Philosophy in Science Education	3 Years	PhD	Master of Business Administration	2Yrs	Masters
Doctor of Philosophy in Social Sciences and Arts Education	3 Years	PhD	Doctor of Philosophy in Business Administration	3 Years	PhD
Doctorate of Philosophy in Fine Arts	3 Years	PhD	Doctor of Philosophy in Economic Policy & Planning	3 Years	PhD
Master of Science Education	2 Years	Masters	Doctor of Philosophy in Economics	3 Years	PhD
Master of Arts in Economic Policy and Management	2 Years	Masters	Doctor of Philosophy in Policy & Management	3 Years	PhD
Master of Arts in Economic Policy and Planning	2 Years	Masters	Masters of Arts in Economic Policy and Management	2 Years	Masters
Master of Arts in Economics	2 Years	Masters	Masters of Arts in Economic Policy and Planning	2 Years	Masters
Master of Curriculum, Media and Instructional Studies	2 Years	Masters	Masters of Arts in Economics	2 Years	Masters
Master of Economics Education	2 Years	Masters	Masters of Business Administration	2 Years	Masters
Master of Education in Information and Communication Technology	2 Years	Masters	Institute of Environment & Natural Resources		
Master of Educational Foundations	2 Years	Masters	Doctor of Philosophy in Environment and Natural Resources	3 Years	PhD
Master of Educational Policy and Planning	2 Years	Masters	Masters of Science in Environment & Natural Resources	3 Years	PhD
Master of Educational Psychology	2 Years	Masters	Postgraduate Diploma in Env. Information Impact Assessment	1 Year	PGD
Master of Human Resource Management in Education	2 Years	Masters	Postgraduate Diploma in Environmental Information Mgt	1 Year	PGD
Master of Language and Literature Education	2 Years	Masters	Masters in information science	2 Years	Masters
Faculty of Forestry and Natural Conservation					
Doctor of Philosophy in Agro forestry	3 Years	PhD	Faculty of Law		
Doctor of Philosophy in Forestry	3 Years	PhD	Doctor of Laws	3 Years	PhD
Masters of science in Agro forestry	2 Years	Masters	Master of Laws	2 Years	Masters
Masters of science in forestry	2 Years	Masters	Postgraduate Diploma in Refugees Law and Forced Migration	1 Year	Diploma
Makerere University Institute of Psychology			Makerere University Faculty of Veterinary Medicine		
Doctor of Arts in Clinical Psychology	3 Years	PhD	Doctor of Philosophy in Biomedical Lab. Science	3 Years	PhD

Doctor of Organisational Psychology	3 Years	PhD	Doctor of Philosophy in Livestock Devt Planning & Management	3 Years	PhD
Doctor of Arts in Counselling	3 Years	PhD	Doctor of Philosophy in Molecular Biology	3 Years	PhD
Masters of Arts in Clinical Psychology	2 Years	Masters	Doctor of Philosophy in Preventative Medicine	3 Years	PhD
Masters of Arts in Counselling	2 Years	Masters	Doctor of Philosophy in Veterinary Medicine	3 Years	PhD
Masters of Organisational Psychology	2 Years	Masters	Doctor of Philosophy in Veterinary Pathology	3 Years	PhD
Postgraduate Diploma in Arts in Counselling	1 Years	PGD	Doctor of Philosophy in Wildlife Health & Resource Management	3 Years	PhD
Faculty of Science			Master in Biomedical Lab. Science	2 Years	Masters
Master of Science Biochemistry	2 Years	Masters	Master in Food Animal Health and Production	2 Years	Masters
Master of Science Botany	2 Years	Masters	Master in Molecular Biology	2 Years	Masters
Master of Science Chemistry	2 Years	Masters	Master in Veterinary Medicine	2 Years	Masters
Master of Science Geology	2 Years	Masters	Master in Veterinary Pathology	2 Years	Masters
Master of Science Maths	2 Years	Masters	Master in Wildlife Health & Resource Management	2 Years	Masters
Master of Science Physics	2 Years	Masters			
Master of Science Zoology/Fisheries	2 Years	Masters	Makerre University Faculty of Medicine		
Master of Science Biology	2 Years	Masters	Doctor of Medicine (MD)	3 Years	PhD
Master of Science Zoology	2 Years	Masters	Doctor of Medicine (Internal Medicine)	3 Years	PhD
Master of Science Biochemistry	2 Years	PhD	Doctor of Medicine (Community Practice)	3 Years	PhD
Master of Science Botany	2 Years	PhD	Doctor of Medicine (Family Medicine and Community Based Prac)	3 Years	PhD
Doctor of Philosophy Chemistry	3 Years	PhD	Doctor of Medicine (Ophthalmology)	3 Years	PhD
Doctor of Philosophy Geology	3 Years	PhD	Doctor of Medicine (Paediatrics and Child Health)	3 Years	PhD
Doctor of Philosophy Maths	3 Years	PhD	Doctor of Medicine (Microbiology)	3 Years	PhD
Doctor of Philosophy Physics	3 Years	PhD	Doctor of Medicine (Pathology)	3 Years	PhD
Doctor of Philosophy Botany	3 Years	PhD	Doctor of Medicine (Psychiatry)	3 Years	PhD
Doctor of Philosophy Zoology/Fisheries	3 Years	PhD	Doctor of Medicine (Radiography)	3 Years	PhD
Doctor of Philosophy Clinical Biochemistry	3 Years	PhD	Doctor of Medicine (ENT)	3 Years	PhD
Faculty of Social Sciences			Doctor of Medicine (Surgery)	3 Years	PhD
Doctorate of Philosophy in Community Based rehab.	3 Years	PhD	Doctor of Medicine (Obstetrics and Gynaecology)	3 Years	PhD
Doctorate of Philosophy in Gender Studies	3 Years	PhD	Doctor of Medicine (Anaesthesia)	3 Years	PhD
Doctorate of Philosophy in International Relations	3 Years	PhD	Doctor of Medicine (Orthopaedic Surgery)	3 Years	PhD
Doctorate of Philosophy in Public Administration and Management	3 Years	PhD	Doctor of Medicine (Human Anatomy)	3 Years	PhD
Doctorate of Philosophy in Social Sector Planning and Management	3 Years	PhD	Doctor of Medicine (Pharmacology)	3 Years	PhD
			Doctor of Medicine (Medical Illustration)	3 Years	PhD
			Doctor of Medicine (Clinical Epi and Biostat)	3 Years	PhD

Doctorate of Philosophy in Sociology	3 Years	PhD	Doctor of Medicine (Physiology)	3 Years	PhD
Master of Arts in Community Based Rehabilitation	2 Years	Masters	Master of Medicine (Internal Medicine)	2 Years	Masters
Master of Arts in Gender Studies	2 Years	Masters	Master of Medicine (Community Practice)	2 Years	Masters
Master of Arts in International Relations and Diploma Studies	2 Years	Masters	Master of Medicine (Family Medicine and Community Based Prac)	2 Years	Masters
Master of Arts in Social Sector Planning and Management	2 Years	Masters	Master of Medicine (Otorhinolaryngology, Head and Neck)	2 Years	Masters
Master of Public Administration and Management	2 Years	Masters	Master of Medicine (Ophthalmology)	2 Years	Masters
Master of Sociology	2 Years	Masters	Master of Medicine (Paediatrics and Child Health)	2 Years	Masters
Postgraduate Diploma in Community Based Rehabilitation	1 Year	Diploma	Master of Medicine (Microbiology)	2 Years	Masters
Institute of statistics & applied Economics			Master of Medicine (Pathology)	2 Years	Masters
Doctor of Philosophy in Demography	2 Years	Masters	Master of Medicine (Psychiatry)	2 Years	Masters
Doctor of Philosophy in Population & Development	2 Years	Masters	Master of Medicine (Radiography)	2 Years	Masters
Doctor of Philosophy in Population & Reproductive Health	2 Years	Masters	Master of Medicine (ENT)	2 Years	Masters
Doctor of Philosophy in Quantitative Economics	3 Years	PhD	Master of Medicine (Surgery)	2 Years	Masters
Doctor of Philosophy in Statistics	2 Years	Masters	Master of Medicine (Obstetrics and Gynaecology)	2 Years	Masters
Doctor of Population Studies	3 Years	PhD	Master of Medicine (Anaesthesia)	2 Years	Masters
MA in Demography	2 Yrs	Masters	Master of Medicine (Orthopaedic Surgery)	2 Years	Masters
Master of Arts in Population & Dev't	2Yrs	Masters	Master of Medicine (Human Anatomy)	2 Years	Masters
Master Of Statistics	2 Yrs	Masters	Master of Medicine (Pharmacology)	2 Years	Masters
Masters of Population & Development	2 Years	Masters	Master of Medicine (Medical Illustration)	2 Years	Masters
Masters of Statistics	2 Years	Masters	Master of Medicine (Clinical Epi and Biostat)	2 Years	Masters
Masters of Population Studies	2 Years	Masters	Master of Medicine (Physiology)	2 Years	Masters
Masters of Quantitative Economics	2 Years	Masters	Postgraduate Diploma in Gynaecology	1 Year	PGD
Masters of Statistics	2 Years	Masters	Postgraduate Diploma in Anaesthesia	1 Year	PGD
Msc in Popn. And Reproductive health	2 Yrs	Masters			
Postgraduate Diploma in Demography	1 Year	PGD	East African School of Library and Information Science		
Postgraduate Diploma in Statistics	1 Year	PGD	Doctor of Philosophy in Information Science	3 Years	PhD
Institute of Public Health			Master of Science in Information Science	2 Year	Masters
Doctorate of Philosophy in Public Health	3 Years	PhD	Postgraduate Diploma Librarianship	1Year	PGD
Masters of Public Health	2 Years	Masters			
Masters of Public Health (Distance Education)	2 Years	Masters	School of Industrial and Fine Art		
Postgraduate Diploma in Public Health	1 Year	Diplom	Doctor of Philosophy in Fine Art	3 Years	PhD
Postgraduate Diploma in Public Health Nursing	1 Year	Diplom	Master of Art Fine Art	2 Year	Masters
Postgraduate Diploma in Quality of Health Care	1 Year	Diplom			
			Makerere University Faculty of Technology		
Doctor in Architecture	3 Years	PhD	Master of Architecture	2 Years	Masters

Doctor of Engineering (Civil)	3 Years	PhD	Master of Civil Engineering	2 Years	Masters
Doctor of Engineering (Electrical)	3 Years	PhD	Master of Engineering (Electrical)	2 Years	Masters
Doctor of Engineering (Mechanical)	3 Years	PhD	Master of Engineering (Mechanical)	2 Years	Masters
Doctor of Science with Electrical Engineering	3 Years	PhD	Master of Physical planning	2 Years	Masters
Doctor of Science with Mechanical Engineering	3 Years	PhD	Master of Science with Electrical Engineering	2 Years	Masters
Post Diploma in Construction Project Management	1 Year	Diplom	Master of Science with Mechanical Engineering	2 Years	Masters
Post Diploma in urban design	1 Year	Diplom			
Gulu University					
Masters in Business Administration	2 Years	Masters	Masters Development Studies	2 Year	MA
Masters in Public Administration & Management	2 Years	Masters	Masters of Arts Development Studies	2 Year	Masters
Postgraduate Diploma in Financial Management	1 Year	PGD	PGD Development Studies	1 Year	PGD
Postgraduate Diploma in PCM	1 Year	PGD	PhD Development Studies	4 Years	PhD
Postgraduate Diploma in Project Planning and Management	1 Year	PGD	Post graduate in Development Studies	1 Year	PGD
Masters in Education & Management	2 Years	Masters	Postgrad Diploma Counseling	1 Year	DC
Postgraduate Diploma in Education	1 Year	PGD	Masters in science	3 Years	MISC
Busoga University			Masters (NSC)	3 Years	MNSC
Post Graduate Diploma in Business Management	1 Year	PGD	MMED	3 Years	MMED
Post Graduate Diploma in Project planning & Management	1 Year	PGD	PhD Medicine	4 Years	PhD
Postgraduate diploma human Resource Management	1 Year	PGD	DSCLT	2 Years	DSCLT
Central Buganda University			Masters (Educ)	2 Years	M.educ.
Masters of Business Administration	3 Years	Master	Masters (sc)	2 Years	Msc
Masters of Education	3 Years	Master	Masters of Science	2 Years	Masters
Ph.D Education	3 Years	PhD	Bishop Barham University College		
Doctor of Philosophy	3 Years	PhD	Post graduate in project planning and development	1 Years	PGD
Masters of Divinity	2 Years	Master	Postgraduate Diploma in Education	1 Years	PGD
Masters of Theology	2 Years	Master	Post graduate diploma in christian ministry	1 Years	PGD
Uganda Management Institute			Uganda Pentecostal University		
Masters in Management Studies	2 Years	Masters	Master of Laws	2 Years	Masters
Postgraduate Diploma in Public Administration and Management	1 Year	PGD	Masters of Arts Pastoral Ministry	3 Years	Masters
Postgraduate Diploma in Finance Management	1 Year	PGD	Masters of Arts Religion	2 Years	Masters
Postgraduate Diploma in Human Resource Management	1 Year	PGD	Masters of Business Administration	2 Years	Masters
Postgraduate Diploma in Project Planning Management	1 Year	PGD	Masters of Development Studies	2 Years	Masters
Postgraduate Diploma in Management	2 Year	PGD	Masters of Educational Management	2 Years	Masters
Postgraduate Diploma in Resource Mobilisation and Management	3 Year	PGD	Masters of Science Psychology and Counselling	2 Years	Masters
Postgraduate Diploma in Urban Governance and Management	4 Year	PGD	Ndejje University		

Postgraduate Diploma in Organizational Development	9 months	PGD	Post Graduate Diploma in Business Admin	1Year	Diplom
Postgraduate Diploma in Logistics and Distribution Management	9 months	PGD	Masters in Business Administration	2Year	Master
Postgraduate Diploma in Procurement and Supply Chain Management	9 months	PGD	Masters in Education	2Year	Master
Postgraduate Diploma in Marketing Management	9 months	PGD	Post Graduate Diploma Education	1year	PGD
Postgraduate Diploma in Business Administration	9 months	PGD			
Uganda Martyrs University Nkozi					
Faculty of Education					
Masters in Education & Development	1 Year	Masters	Master of Arts in Development Administration and Management	2years	Masters
Post Graduate Diploma	1 Year	PGD	Masters in Business Administration In Business Computing	2years	Masters
Faculty of Business Administration			Masters in Business Administration In Information technology	2years	Masters
Masters of Business Administration	2 Years	Masters	Masters in Business Studies	2years	Masters
PGD in Business Administration			Masters Of Arts in Economics	2yeas	Masters
PHD in Business Administration	12 Month	PhD	Masters of Arts in Development Studies	2years	Masters
Faculty of Development Studies			Masters of Arts in Environment Management	2years	Masters
Masters in Development and Micro finance	2 Years	Masters	Masters of Arts in Gender and Development	2years	Masters
Masters in Development and NGO Management	2 Years	Masters	Masters of Arts in Geography	2years	Masters
Masters in Development and Youth Studies	2 Years	Masters	Masters of Arts in Human Resource Management	2years	Masters
Masters of Good Governance	4 Years	Masters	Masters of Arts in Human Rights an Development	2years	Masters
Masters of Development Studies	1 Year	Masters	Masters of Arts in Public Policy and Planning	2years	Masters
PGD in Development and Micro finance			Masters of science in computer science	2years	Masters
PGD in Development and NGO Management			Masters of science in Information Systems	2years	Masters
PGD in Development and Youth Studies			Masters of Science in software systems Engineering	2years	Masters
PHD in Ethics and Development Studies	1 Year	Masters	Post graduate Diploma in Business Administration and Management	1year	Diplom
Postgraduate Diploma Good Governance and civil Society	9 months	PGD	Post Graduate Diploma in Computer Science	1year	Diplom
Postgraduate Diploma in Development Studies	9 months	PGD	Post Graduate Diploma in Development studies	1year	Diplom
Postgraduate in Development and Micro finance	1 Year	PGD	Post Graduate Diploma in Education	1year	Diplom
Postgraduate in Development and NGO Management	1 Year	PGD	Post Graduate Diploma in Human resource Management	1year	Diplom
Postgraduate in Development and Youth Studies	1 Year	PGD	Post graduate Diploma in Project Planning and Management	1year	Diplom
Faculty of Health Sciences			Master of Arts Educational Management and Administration	2 Years	Masters
Masters of Health Services management	2 Years	Masters	Master of Arts Educational Management	2 Years	Masters
Postgraduate Diploma in Health Services Mgt	1 Year	PGD	Master of Arts Public Administration & Management	2 Years	Masters
Masters in Health services Management					
Nkumba University					
Faculty of Science			Hospitality and Environment		
Post Graduate Diploma in Health Services Management	1 Year	PGD	Masters in environmental impact	2 Years	Masters
Doctorate of Philosophy in Botany	3 Years	PhD			

Doctorate of Philosophy in Chemistry	3 Years	PhD	Masters in Tourism	2 Years	Masters
Doctorate of Philosophy in Clinical Biochemistry	3 Years	PhD	Masters in Hotel Management	2 Years	Masters
Doctorate of Philosophy in Geology	3 Years	PhD	School of education		
Doctorate of Philosophy in Mathematics	3 Years	PhD	Masters of Counselling	2 Years	Masters
Doctorate of Philosophy in Physics	3 Years	PhD	Masters of Education	2 Years	Masters
Doctorate of Philosophy in Zoology/Fisheries	3 Years	PhD	Masters of Education Planning and Management	2 Years	Masters
Master of Science Fulltime	2 Years	Masters	School of comm. Arts and Design		
Master of Science in Botany	2 Years	Masters	Masters in CAD	2 years	Masters
Master of Science in Chemistry	2 Years	Masters	School of Business Administration		
Master of Science in Clinical Biochemistry	2 Years	Masters	Masters in Accounting	2years	Masters
Master of Science in Geology	2 Years	Masters	Masters in Banking	2years	Masters
Master of Science in Zoology/Fisheries	2 Years	Masters	Masters of computing	2years	Masters
Master of Science of Biology	2 Years	Masters	Masters of Procurement	2years	Masters
Master of Science Part-time	4 Years	Masters	Masters of Taxation Management	2years	Masters
Postgraduate Diploma in Cleaner Production	1 Year	PGD	School of Social Sciences		
Kyambogo University			MA.CBD	2years	Masters
Faculty of science			MA.DES	2years	Masters
Master of Science in Sports science	2 years	Masters	MA.IRD	2years	Masters
Postgraduate Diploma in Sport Management	1 Year	PGD	MA.PAM	2years	Masters
Faculty of arts			PGD.DES	1year	PGD
Master of Arts in Art and industrial Design	2years	Masters	PGG.PAM	1year	PGD
Master Of Education in Policy Planning and Management	2 years	Masters	Uganda Christian University		
Masters in Literature	2 years	Masters	Masters of Arts in Organisational Leadership & Management	3 Years	Masters
Master of Arts History	2 Year	Masters	Masters of Education Planning & Admin	2 Years	Masters
Master of Arts Religious Studies	2 Year	Masters	Post Graduate Diploma in Education	1 Year	PGD
Faculty of Education			Master of Arts Counselling	2 Years	Masters
Postgraduate Diploma in Education	1 Year	PGD	Master of Arts Literature in English	2 Years	Masters
Postgraduate Diploma in Teacher Education	1 Years	PGD	Master of Education	2 Years	Masters
Faculty of Special Needs & Rehabilitation			Postgraduate Diploma in Education	2 Years	PGD
Postgraduate Diploma in Comm. Based Rehabilitation	1 Year	PGD	Masters of Arts Theology	2 Years	Masters
Postgraduate Diploma in Special needs Education	1 year	PGD	Postgraduate Diploma in Christian Ministries	1 Year	PGD
Makerere University Business School			Postgraduate Diploma in Theology	3 Years	PGD
Doctor of Philosophy in Business Administration	3 Years	PhD	Islamic University in Uganda		
Doctor of Philosophy in Accountancy Finance	3 Years	PhD	Master of Arts Kiswahili	2 Years	Masters
			Master of Education	2 Years	Masters

Doctor of Philosophy in Marketing	3 Years	PhD	Postgraduate Diploma in Education	1 Years	PGD
Doctor of Philosophy Human Resource Management	3 Years	PhD	Master of Arts Islamic Studies	2 Years	Masters
Masters in Business Administration	2 Years	Masters	Master of Arts Sharia	2 Years	Masters
Masters of Science in Accountancy Finance	2 Years	Masters	Master of Business Administration	2 Years	Masters
Masters of Science in Marketing	2 Years	Masters	Master of Public Administration	2 Years	Masters
Masters of Human Resource Management and Planning	2 Years	Masters	Postgraduate Diploma in Public Administration	1 Years	PGD
Masters of Science in Procurement and Supply Chain Management	2 Years	Masters	Postgraduate Diploma in CIT	1 Years	PGD
Masters of Science in Banking and Investment	2 Years	Masters	Kabale University		
Postgraduate Diploma Business Admin	1 Year	PGD	Master of Arts Education	2 Years	Masters
Postgraduate Diploma ICT	1 Year	PGD	Master of Development Studies	2 Years	Masters
Postgraduate Diploma Marketing	1 Year	PGD			

Undergraduate programs					
	Duration Award	Faculty of Technology		Duration Award	
Makerere University		Faculty of Technology			
East African school of library and information science		Bachelor of Technology		5 Years	Bachelors
Bachelor of library and information science	3 Years	Bachelors	Bachelor of Architecture	4 Years	Bachelors
Certificate in library and information science	1 Year	Certificate	Bachelor of Science in Civil Engineering	3 Years	Bachelors
Diploma in library and information science	2 Years	Diploma	Bachelor of Science in Construction Management	4 Years	Bachelors
Diploma in records and archives management	2 Years	Diploma	Bachelor of Science in Electrical Engineering	4 Years	Bachelors
Faculty of Medicine			Bachelor of Science in Land Economics	3 Years	Bachelors
Bachelor of Medicine & Bachelor of Surgery	5 Years	Bachelor	Bachelor of Science in Quantity Surveying	4 Years	Bachelors
Bachelor of Medicine & Bachelor of Surgery	5 Years	Bachelor	Bachelor of Science in Surveying	4 Years	Bachelors
Bachelor of Pharmacy	4 Years	Bachelor	Bachelor of Science in Telecommunication Engineering	4 Years	Bachelors
Bachelor of Science Medical Radiography	3 Years	Bachelor	Bachelor of Science in Mechanical Engineering	4 Years	Bachelors
Bachelor of Science Nursing	4 Years	Bachelor	Makerere University		
Makerere University			Faculty of Veterinary Medicine		
Faculty of Agriculture			Bachelor of Biomedical Laboratory Technology	3 Years	Bachelor
Bachelor of Agricultural Land Use Management	3 Years	Bachelor	Bachelor of Science in Wildlife Health Management	3 Years	Bachelor
Bachelor of Agricultural Business Management	3 Years	Bachelor	Bachelor of Veterinary Medicine	5 Years	Bachelor
Bachelor of Agricultural Engineering	4 Years	Bachelor	Bachelor of Animal Production Tech & Management	3 Years	Bachelor
Bachelor of Agriculture	4 Years	Bachelor	Faculty of CIT		
Bachelor of Food Science & Technology	4 Years	Bachelor	Bachelor of Information Technology	3 Years	Bachelors
Bachelor of Horticulture	3 Years	Bachelor	Bachelor of science in computer science	3 Years	Bachelors
Makerere University			Certificate in Computer Application	5 Months	Certificate
			Cisco certified network associate	6 Months	Certificate

Faculty of Arts				Cisco certified network professional		5 Months	Certificate
Bachelor of Arts Dance		3 Years	Bachelors	Diploma in Computer Science		2 Years	Diploma
Bachelor of Arts Development Studies		3 Years	Bachelors	Diploma in Computer Science and Information Tech.		2 Years	Diploma
Bachelor of Arts Divinity		3 Years	Bachelors	Diploma in Computer Science and Information Tech.		3 Months	Certificate
Bachelor of Arts Drama		3 Years	Bachelors	Wireless Local Area Network			
Bachelor of Arts Environmental Management		3 Years	Bachelors	Makerere University			
Bachelor of Arts in Arts		3 Years	Bachelors	Faculty of Science			
Bachelor of Arts Mass Communication		3 Years	Bachelors	Bachelor of Biomedical Laboratory Technology		4 Years	Bachelors
Bachelor of Arts Music		3 Years	Bachelors	Bachelor of Science		3 Years	Bachelors
Bachelor of Arts Secretarial Studies		3 Years	Bachelors	Bachelor of Science Conservation Biology		3 Years	Bachelors
Bachelor of Arts Tourism		3 Years	Bachelors	Bachelor of Science Ethno botany		3 Years	Bachelors
Bachelor of Arts Urban Planning		3 Years	Bachelors	Bachelor of Science Fisheries and Aquaculture		3 Years	Bachelors
Bachelor of Social and Philosophical Studies		3 Years	Bachelors	Bachelor of Science Industrial Chemistry		3 Years	Bachelors
Diploma in Music Dance and Drama		2 Years	Bachelors	Bachelor of Sports Science		3 Years	Bachelors
Faculty of Economics & Management				Faculty of Social Science			
Bachelor of Arts in Development Economics		3 Years	Bachelor	Bachelor of Arts Social Sciences		3 Years	Bachelors
Bachelor of Arts in Economics		3 Years	Bachelor	Social Work and Social Administration		3 Years	Bachelors
Bachelor of Commerce		3 Years	Bachelor	Makerere University			
Faculty of Forestry				Inst. of Adult & Continuing Educ. Makerere Uni. Fort portal			
Bachelor of community forestry		3 Years	Bachelors	Certificate in Accountancy		2 Years	Certificate
Bachelors of science in forestry		4 Years	Bachelors	Certificate in Business Admin. and Management		4 Months	Certificate
Bachelors of science in wood science and technology		4 Years	Bachelors	Certificate in Business Management		2 Years	Certificate
Faculty of Law				Certificate in Marketing and supplies		2 Years	Certificate
LLB		4 Year	Bachelors	Certificate in planning and management		4 Months	Certificate
Makerere University				Certificate in Public Administration and Management		4 Months	Certificate
Institute of Adult and Continuing Education				Certificate in Purchasing supplies Management		2 Years	Certificate
Bachelor of Adult and Continuing Education		3 Years	Bachelors	Certificate in Secretarial studies		2 Years	Certificate
Bachelor of Commerce External		4 Years	Bachelors	Certificate Supplies procurement logistics and Mgt.		4 Months	Certificate
Bachelor of Education External		4 Years	Bachelors	Diploma in Accountancy		2 Years	Diploma
Bachelor of Science		4 Years	Bachelors	Diploma in Business Management		2 Years	Diploma
Certificate in Business Administration and Management		4 Month	Certificate	Diploma in Marketing and Supplies		2 Years	Diploma
Certificate in Procurement and Logistic Management		4 Month	Certificate	Diploma in Purchasing supplies Management		2 Years	Diploma
Certificate in Project Administration and Management		4 Month	Certificate	Diploma in Secretarial Studies		2 Years	Diploma
Certificate in Project Planning and Management		1 Year	Diploma	Institute of Statistics & Applied Economics			
Certificate in Project Planning and Management		4 Month	Certificate	Bachelor of Developmental Economics		3 Years	Bachelor

Certificate in Stores Management	4 Month Certificate	Bachelor of Science in Actuarial Science	3 Years	Bachelor
Diploma in Project Planning and Management	2 Years Diploma	Bachelor of Science in Business Statistics	3 Years	Bachelor
Diploma in Youth and Development	2 Years Diploma	Bachelor of Science in Quantitative Economics	3 Years	Bachelor
Institute of Environment & Natural Resources	3 Years Bachelor	Bachelor of Science Population Studies	3 Years	Bachelor
Bachelor of Environmental Science	3 Years Bachelors	Bachelor of Statistics	3 Years	Bachelor
Bachelor of Environmental Science	3 Years Bachelors	Margaret Trowel School of Industrial & Fine Arts	3 Years	Bachelor
Makerere University Institute of Psychology	3 Years Bachelor	School of Education		
Bachelor of Community Psychology	3 Years Bachelor	Bachelor of Arts in Education	3 Years	Bachelors
Bachelor of Organisational Psychology	3 Years Bachelor	Bachelor of science in Education	3 Years	Bachelors
Bachelor of Environmental Health Science				
Kyambogo University				
Bachelor of Accounting and Finance	3 Years Bachelors	Diploma in Secretarial Science	2 Years	Diploma
Bachelor of Administrative & Secretarial Science	3 Years Bachelors	Diploma in Sign Language Interpreting	2 Years	Diploma
Bachelor of Adult and Community Education	3 Years Bachelors	Diploma in Special Needs Education	2 Years	Diploma
Bachelor of Arts (Arts)	3 Year Bachelors	Diploma in Teachers' Education	2 Years	Diploma
Bachelor of Arts Economics	3 Year Bachelors	Diploma in Textile Design & Technology	2 Years	Ord Dip.
Bachelor of Arts Social Sciences	3 Year Bachelors	Diploma Secondary Education (Art & Design)	2 Years	Diploma
Bachelor of Arts with Education	3 Year Bachelors	Diploma Secondary Education (Business Studies)	2 Years	Diploma
Bachelor of Building Economics	4 Years Bachelors	Diploma Secondary Education (Home Economics)	2 Years	Diploma
Bachelor of Education	2 Year Bachelors	Diploma Secondary Education Technological Studies	2 Years	Ord Dip.
Bachelor of Engineering	4 Years Bachelors	Diploma Technical Teacher Education	2 Years	Ord Dip.
Bachelor of Engineering Automobile	4 Years Bachelors	Diploma Textiles and Fabrics Decoration	2 Years	Diploma
Bachelor of Engineering Env Management	4 Years Bachelors	Diploma in Education Planning and Management	2 Year	Diploma
Bachelor of Engineering Mechanical	4 Years Bachelors	Higher Diploma Civil & Building Eng	2 Years	HDiploma
Bachelor of Engineering Telecom	4 Years Bachelors	Higher Diploma Electrical Engineering	2 Years	HDiploma
Bachelor of Food Processing Technology	3 Years Bachelors	Higher Diploma in Computer Engineering	3 Years	HDiploma
Bachelor of Guidance and Counselling	3 Year Bachelors	Higher Diploma Mechanical	2 Years	HDiploma
Bachelor of Human Nutrition and Dietetics	3 Years Bachelors	Higher Diploma Telecom Engineering	3 Years	HDiploma
Bachelor of Ind Engineering and Management	4 Years Bachelors	Certificate in Human Resource Management	3 Month	Certificate
Bachelor of Information Technology	3 Years Bachelors	Ordinary Diploma Civil & Building Eng	2 Years	Ord Dip.
Bachelor of Management Science	3 Years Bachelors	Ordinary Diploma Computer Engineering	2 Years	Ord Dip.
Bachelor of Procurement and Logistics Management	3 Years Bachelors	Ordinary Diploma Electrical Engineering	2 Years	Ord Dip.
Bachelor of Science Education	3 Years Bachelors	Ordinary Diploma in Architecture	2 Years	Ord Dip.
Bachelor of Science Env. Science Technology & Mgt.	3 Years Bachelors	Ordinary Diploma Mechanical	2 Years	Ord Dip.
Bachelor of Science in Sports and Leisure Management	3 Years Bachelors	Ordinary Diploma Refrigeration	2 Years	Ord Dip.

Bachelor of Science Surveying and Land Info. Sys	4 Years	Bachelors	Ordinary Diploma Science Technology Biology	2 Years	Ord Dip.
Bachelor of Science Technology Biology	3 Years	Bachelors	Ordinary Diploma Science Technology Chemistry	2 Years	Ord Dip.
Bachelor of Science Technology Chemistry	3 Years	Bachelors	Ordinary Diploma Science Technology Physics	2 Years	Ord Dip.
Bachelor of Science Technology Physics	3 Years	Bachelors	Ordinary Diploma Telecom Engineering	2 Years	Ord Dip.
Bachelor of Science Textile and Clothing Technology	3 Years	Bachelors	Ordinary Diploma Water Engineering	2 Years	Ord Dip.
Bachelor of Tech Mech and Production	3 Years	Bachelors	Certificate in Project Planning and Management	3 Month	Certificate
Bachelor of Technical Teacher Education	4 Years	Bachelors			
Bachelor of Technology	3 Years	Bachelors			
Bachelor of Voc. Studies in Agriculture with Educ.	3 Years	Bachelors	Gulu University		
Bachelor of Voc. Studies in Art and Design with Educ.	3 Years	Bachelors	Bachelor of Agriculture	3 Years	Bachelors
Bachelor of Voc. Studies in Business Studies with Educ.	3 Years	Bachelors	Bachelor Development Studies	3 Years	Degree
Bachelor of Voc. Studies in Home Economics with Educ.	3 Years	Bachelors	Bachelor of Business Administration	3 Years	Degree
Certificate in Accountancy	1 Years	Certificate	Bachelor of Public Administration and Management	3 Years	Degree
Certificate in Adult and Community Education	1 Years	Certificate	Bachelor of Science in Quantitative Economics	3 Years	Degree
Certificate in Computer Science	1 Years	Certificate	Certificate in Secretarial and Information Management	1 Year	Certificate
Certificate in Computer Science	1 Year	Certificate	Diploma in Development Studies	2 Years	Diploma
Certificate in Electrical installation	2 Years	Certificate	Diploma in Secretarial and Information Management	2 Years	Diploma
Certificate in Food Processing and Preservation	1 Years	Certificate	Bachelor of Medicine	3 Years	Bachelors
Certificate in Food Processing Technology	1 Years	Certificate	Bachelor of Surgery	3 Years	Bachelors
Certificate in Garment Design	1 Year	Certificate	Bachelor of Arts with Education	3 Years	Degree
Certificate in Hotel and Institutional Catering	1 Years	Certificate	Bachelor of Business Education	2 Years	Certificate
Certificate in Interior Design	1 Year	Certificate	Bachelor of Science in Computer	2 Years	Diploma
Certificate in Mech Engineering	2 Years	Certificate	Bachelor Science Education	3 Years	Degree
Certificate in Nursery Teaching	1 Year	Certificate	Diploma in Computer Science	2 Years	Diploma
Certificate in Printing Technology	1 Year	Certificate			
Certificate in Radio TV Electronics	2 Years	Certificate			
Certificate in Science Laboratory Technology	2 Years	Certificate			
Certificate in Sign Language	1Years	Certificate			
Diploma in Accounting and Finance	2 Years	Diploma	Mbarara University of Science and Technology		
Diploma in Art and Design	2 Year	Diploma	Bachelor of Computer Science	3 Years	Bachelors
Diploma in Business Administration	2 Years	Diploma	Bachelor of Development Studies	3 Years	Bachelors
Diploma in Ceramics	2 Years	Diploma	Bachelor of Science in Med.Lab.Science	4 Years	Bachelors
Diploma in Community Base Rehabilitation	2 Years	Diploma	Bachelor of Science in Medicine	5 Years	Bachelors
Diploma in Computer Science	2 Years	Ord Dip.	Bachelor of Science in Nursing	4 Years	Bachelors
Diploma in Fashion Design	2 Year	Diploma	Bachelor of Science in Pharmacy	4 Years	Bachelors

Diploma in Food Processing Technology	2 Years	Diploma	Busoga University	3 Years	Degree
Diploma in Guidance and Counselling	2 Year	Diploma	Bachelor of development Studies	3 Years	Degree
Diploma in Hotel and Institutional Catering	2 Years	Diploma	Bachelor of Guidance & Counselling	3 Years	Degree
Diploma in Library Information Science	2 Year	Diploma	Community Policing	3 Years	Degree
Diploma in Mobility and Rehabilitation	2 Years	Diploma	Bachelor of Agriculture	3 Years	Degree
Diploma in Procurement and Logistics Management	2 Years	Diploma	Bachelor of Animal Management & Production	3 Years	Degree
Diploma in Secondary Education French	2 Year	Diploma	Bachelor of Fisheries	3 Years	Degree
Islamic University in Uganda			Bachelor of Business Management	3 Years	Degree
Bachelor of Arts	3 Years	Bachelors	Bachelor of Information Technology	3 Years	Degree
Bachelor of Development Studies	3 Years	Bachelors	Bachelor of Mass Communication	3 Years	Degree
Bachelor of Science Mass Comm.	3 Years	Bachelors	Bachelor Education Primary	3 Years	Degree
Bachelor of Social Work and Social Admin	3 Years	Bachelors	Bachelor Education Secondary	3 Years	Degree
Bachelor of Social Sciences	3 Years	Bachelors	Bachelor of Fine Art	3 Years	Degree
Bachelor of Arts with Education	3 Years	Bachelors	Bachelor of Public Administration	3 Years	Degree
Bachelor of Education	2 Years	Bachelors	Bachelor of Social Work Social Administration	3 Years	Degree
Bachelor of Education	3 Years	Bachelors	Kampala International University	3 Years	Degree
Bachelor of Science with Education	3 Years	Bachelors	Bachelor of Education Guidance and Counselling	3 Years	Bachelor
Bachelor of Arts Arabic	3 Years	Bachelors	Bachelor of Arts with Education	3 Years	Bachelor
Bachelor of Arts Islam/ Arts	3 Years	Bachelors	Bachelor of Arts with Special Education	3 Years	Bachelor
Bachelor of Arts Islamic Studies	3 Years	Bachelors	Bachelor of Computer Science With Education	3 Years	Bachelor
Bachelor of Arts Sharia	3 Years	Bachelors	Bachelor of Education	3 Years	Bachelor
LLB	4 Years	Bachelors	Bachelor of Education Early Childhood & Primary Educ.	3 Years	Bachelor
Bachelor of Business Studies	3 Years	Bachelors	Bachelor of Science with Education	3 Years	Bachelor
Bachelor of Public Administration Degree	3 Years	Bachelors	Diploma in Primary Education	2 Years	Diploma
Bachelor of Computer Science	3 Years	Bachelors	Diploma in Secondary Education	2 Years	Diploma
Bachelor of IT	3 Years	Bachelors	Bachelor of Dental Surgery	5.5 Years	Bachelors
Bachelor of Science	3 Years	Bachelors	Bachelor of Medical Laboratory Technology	4.5 Years	Bachelors
Uganda Pentecostal University			Bachelor of Medicine	5.5 Years	Bachelors
Bachelor of Business Administration	3 Years	Bachelors	Bachelor of Nursing Science	5.5 Years	Bachelors
Bachelor of Journalism and Communication	3 Years	Bachelors	Bachelor of Pharmacy	4.5 Years	Bachelors
Bachelor of Laws	4 Years	Bachelors	Bachelor of Surgery	5.5 Years	Bachelors
Diploma in Journalism and Media Studies	1 Years	Diploma	Diploma in Clinical Medical Laboratory & Technology	3 Years	Diploma
Bugema University			Diploma in Clinical Medicine & Community Health	3 Years	Diploma
Certificate in Auto Mechanics and Welding	1 Years	Adv Certificate	Diploma in Nursing Science	3 Years	Diploma
Bachelor of Accounting	3 Years	Bachelor	Bachelor of Arts Economics	3 Years	Bachelor

Bachelor of Arts Development Studies	3 Years	Bachelor	Bachelor of Development Studies	3 Years	Bachelor
Certificate in Auto Mechanics and Welding	1 Year	Adv Certificate	Bachelor of Environmental Management	3 Years	Bachelor
Bachelor of Accounting	3 Years	Bachelor	Bachelor of Law	4 Years	Bachelor
Bachelor of Arts Development Studies	3 Years	Bachelor	Bachelor of mass Communication	3 Years	Bachelor
Bachelor of Arts English & Literature	3 Years	Bachelor	Bachelor of Public Administration	3 Years	Bachelor
Bachelor of Arts in Linguistics	3 Years	Bachelor	Bachelor of Social Work and Social Administration	3 Years	Bachelor
Bachelor of Arts Journalism & Mass Communication	3 Years	Bachelor	Diploma in Development Studies	2 Years	Diploma
Bachelor of Arts Religious Studies	3 Years	Bachelor	Diploma in Environmental Management	2 Years	Diploma
Bachelor of Arts Social Work and Social Administration	3 Years	Bachelor	Diploma in Social Work	2 Years	Diploma
Bachelor of Arts with Education	3 Years	Bachelor	Bachelor of Business Administration	3 Years	Bachelor
Bachelor of Finance	3 Years	Bachelor	Bachelor of Human Resource Management	3 Years	Bachelor
Bachelor of Management	3 Years	Bachelor	Bachelor of International Business Administration	3 Years	Bachelor
Bachelor of Mgt Information System / Computing	3 Years	Bachelor	Bachelor of Supplies and Procurement Management	3 Years	Bachelor
Bachelor of Marketing	3 Years	Bachelor	Bachelor of Tourism & Hotel Management	3 Years	Diploma
Bachelor of Office Administration & Technology	3 Years	Bachelor	Diploma in Business Administration	2 Years	Diploma
Bachelor of Science Education	3 Years	Bachelor	Diploma in Hotel & Tourism Management	2 Years	Diploma
Bachelor of Science Information Technology	3 Years	Bachelor	Higher Diploma in Secretarial Studies	2 Years	Diploma
Bachelor of Science Psychology and Counselling	3 Years	Bachelor	Bachelor of Business Computing	3 Years	Bachelor
Bachelor of Theology	3 Years	Bachelor	Bachelor of Computer Engineering	3 Years	Bachelor
Brick Laying and Concrete Practice	1 Year	Adv Certificate	Bachelor of Computer Science	3 Years	Bachelor
Brick Laying and Concrete Practice	2 Years	Certificate	Bachelor of Information Technology	3 Years	Bachelor
Carpentry and Joinery	1 Year	Adv Certificate	Bachelor of Management Information Systems	3 Years	Bachelor
Carpentry and Joinery	2 Years	Certificate	Certificate in Computer Applications	2 Years	Certificate
Certificate in Information Technology	1 Year	Certificate	Cisco Certified Network Associate	8 Month	Certificate
Certificate in Secretarial Studies	1 Year	Certificate	Diploma in Computer Science	2 Years	Diploma
Diploma Education (Arts)	2 Years	Diploma	Bishop Barham University College		
Diploma Education (Science)	2 Years	Diploma	Bachelor business administration	3 Years	Bachelor
Diploma in Information Technology	2 Years	Diploma	Diploma in environment	2 Years	Diploma
Diploma in Marketing	2 Years	Diploma	Bachelor of arts with education	3 years	Bachelors
Diploma in Office Administration & Technology	2 Years	Diploma	Bachelor of education research	2 Years	Bachelors
Diploma in Accounting	2 Years	Diploma	Theology in Education by extension	1 Year	
Diploma in Computer Science	2 Years	Diploma	Bachelor of development studies	3 Years	Bachelor
Diploma in Development Studies	2 Years	Diploma	Bachelor of environment and disaster management	3 Years	Bachelor
Diploma in Guidance and Counselling	2 Years	Diploma	Bachelor of social work and social administration	3 Years	Bachelor
Diploma in Social Work and Social Administration	2 Years	Diploma			

Uganda Christian University	Uganda Christian University
Bachelor of Business Administration	Executive Master of Business and Management
Bachelor of Business Computing	Master of Arts in Organizational Leadership and Mgt
Bachelor of Procurement & Logistics Management	Master of Information Technology
Bachelor of Economics and Management	Mater of Public Health Leadership
Bachelor of Project Planning & Entrepreneurship	Master of Public Administration and Management
Bachelor of Arts Languages	Master of Development Studies
Bachelor of Arts with Education	Master of Education Planning & Administration
Bachelor of Science with Education	Master of Arts in Translation and Language Development
Bachelor of Education (Modular)	Master of Arts Literature
Bachelor of Science in Information Technology	Master of Information Technology
Bachelor of Science in Computer Science	Master in Public Health
Bachelor of Computational Science	Master of Nursing Science
Bachelor of Industrial and Industrial and Fine Art	Master of Counseling Psychology
Bachelor of Library and Information Science	Master of Arts Theology and Development
Bachelor of Environmental Science	Master of Divinity
Bachelor of Agricultural Science	Kumi University
Bachelor of Science Civil and Environmental Engineering	Bachelor Business Administration
Bachelor of Nursing Science	Bachelor of Arts with Education
Bachelor of Arts in Mass Communication	Bachelor of Community Development
Bachelor of Laws	Bachelor of Development Studies
Bachelor in Community Leadership & Development	Bachelor of Education External
Bachelor of Arts Mass Communication	Bachelor of Social Work and Social Administration
Bachelor of Development Studies	Diploma Community Development
Bachelor of Social Work and Social Administration	Diploma Development Studies
Bachelor of Public Administration and Management	Diploma Education External
Bachelor of Guidance & Counseling	Diploma in Business Administration
Bachelor of Divinity	Diploma in Computer Science
Bachelor of Child Development and Children's Ministry	Diploma Secondary Education
PGD Christian Ministries	Diploma Social Work and Social Administration
Doctor of Philosophy	Diploma in theology
Doctor of Ministry	Kampala University
Uganda Martyrs University	Diploma in Development Studies
Bachelor of Art Democracy and Development	Bachelor of Industrial Art and Design
Degree Micro finance and Economic Devt.	

Bachelor Business Economics	3 Years	Degree	Diploma in Human Resource	2 Years	Diploma
Bachelor of Agriculture	4 Years	Degree	Bachelor of Arts Social Sciences	3 Years	Degree
Bachelor of Architecture	4 Years	Degree	Bachelor of Mass Communication	3 Years	Bachelors
Bachelor of Arts in Ethics and Development Studies	3 Years	Degree	Bachelor of Political Science	3 Years	Degree
Bachelor of Building Design & Technology	3 Years	Degree	Bachelor of Public Administration	3 Years	Bachelors
Bachelor of Business Administration and Management	3 Years	Degree	Bachelor of Social Works & Social Administration	3 Years	Degree
Bachelor of Business Economics	3 Years	Degree	Diploma in Mass Communication	2 Years	Diploma
Bachelor of Democracy & Development Studies	3 Years	Degree	Diploma in Public Administration	2 Years	Diploma
Bachelor of Ethics & African Studies	3 Years	Degree	Diploma in Social Work Social Administration	2 Years	Diploma
Bachelor of Ethics & Development Studies	3 Years	Degree	Bachelor of Business Administration	3 Years	Bachelors
Bachelor of Information Technology	3 Years	Degree	Bachelor of Development Studies	3 Years	Degree
Bachelor of Organic Agriculture	4 Years	Degree	Bachelor of Environmental management	3 Years	Bachelors
Bachelor of Primary Education	3 Years	Degree	Bachelor of Human Resource Management	3 Years	Degree
Bachelor of Science	3 Years	Diploma	Bachelor of Secretarial Information & Office Mgt	3 Years	Degree
Bachelor of Science and Information Technology	3 Years	Degree	Diploma in Business Administration	2 Years	Diploma
Bachelor of Science General	3 Years	Degree	Diploma in Environmental management	2 Years	Diploma
Bachelor of Science in Agriculture	4 Years	Degree	Bachelor in leisure and Tourism	3 Years	Degree
Bachelor of Science Information Technology	3 Years	Degree	Bachelor of Business Computing	3 Years	Certificate
Bachelor of Building Design and Technology	3 Years	Degree	Bachelor of Computer Science and Information Tech.	3 Years	Bachelors
Diploma in Advanced Education Management	2 Years	Diploma	Diploma in Business Computing	2 Years	Diploma
Diploma in Computer Science	9 Month	Diploma	Dip. in Computer Science and Information Technology	2 Years	Diploma
Diploma in Development Studies	2 Years	Diploma	Bachelor of Arts in Education	3 Years	Bachelors
Diploma in Development Studies	1 Year	Diploma	Bachelor of Science Education	3 Years	Degree
Diploma in Health Promotion & Education	1 Year	Diploma	Diploma in Education	2 Years	Diploma
Diploma in Health Services Management	1 Year	Diploma	Bishop Stuart University		
Dip. Micro Finance & Community Economic Devt.	2 Years	Diploma	Bachelor of business administration	3 Years	Bachelors
Diploma of Democracy & Development Studies	2 Years	Diploma	Bachelor of development studies	3 Years	Bachelors
Diploma Science General	1 Year	Diploma	Bachelor of arts with education	3 Years	Bachelors
Health Promotion and Education	9 Month	Diploma	Bachelor of education recess	3 Years	Bachelors
Health Services Management	9 month	Diploma	Certificate in Kiswahili programme	1 Year	Certificate
			Certificate in nursery teaching	1 Year	Certificate
Aga Khan University Uganda			Diploma in education primary	2 Years	Diploma
Bachelor of Science in Nursing	4 Years	Bachelor	Bachelor of agrribusiness and community development	3 Years	Bachelors
Diploma in Enrolled Nursing	3 Years	Diploma	Certificate in agrribusiness management	1 Year	Certificate
Diploma in General Nursing	1.5 Year	Diploma	Diploma in agrribusiness and community development	2 Year	Diploma

Kabale University	Makerere University Business School
Bachelor of Social Work and Social Administration	Bachelor in Business computing
Certificate of Social Work and Social Administration	Bachelor in Entrepreneurship & Small Business Mgt
Diploma in Business Administration & Management	Bachelor in Hotel management and catering
Diploma in Project Administration & Management	Bachelor of Business Administration
Diploma of Social Work and Social Administration	Bachelor of commerce (Internal)
Bachelor of Business Administration	Bachelor of information and office management
Bachelor of Development Studies	Bachelor of International Business
Bachelor of Arts in Education	Bachelors in Human Resource management
Bachelor of Education	Bachelors in Leisure and hospitality management
Bachelor of Environmental Science	Certificate in Business Administration
Bachelor of Information Technology	Diploma in Business Administration
Bachelor of Tourism	Diploma in Human Resource Management
Diploma of Information Technology	Diploma in Local Government Finance Management
Central Buganda University	Diploma in Secretarial and Information Management
Bachelor of Arts	Ordinary diploma in Catering and Hotel Management
Bachelor of Business Studies	Ord. Dip. in Financial Services and Business Computing
Bachelor of Education	Ord. diploma in Leisure and Hospitality Management
Bachelor of Science Agriculture	Ord. diploma in Secretarial Information Management
Bachelor of Theology	Ordinary diploma in Transport Management
Nile University	Uganda diploma in Secretarial studies
Bachelor Agricultural Economics & Agribusiness	Fairland University
Diploma Agricultural Economics & Agribusiness	Bachelor of Social Work and Social Administration
Bachelor of science in agriculture	Bachelor of Business Administration
Bachelor of Business Administration and Management	Diploma in Project Planning and Management
Bachelor of Human Resource management	Bachelor of Arts in Education
Certificate Business Administration and management	Bachelor of Education
Certificate Human resource management	Diploma in Education Primary
Diploma Business Administration and management	Diploma in Education Secondary
Diploma Health service management	Degree in Information Management
Diploma Human resource management	Bachelor of Mass Communication
Diploma Public Administration	Diploma in Mass Communication
Bachelor Computer science	Bachelor of Commerce
Certificate Computer science	Ndejje University

Diploma Computer science	2 Years	Diploma	Advanced Certificate in Business Administration	2 Years	Certificate
Bachelor Ethics and development	3 Years	Bachelors	Bachelor of Business Administration	3 Years	Bachelor
Certificate Ethics and development	9 months	Certificate	Bachelor of Commerce	3 Years	Bachelor
Diploma Ethics and development	2 Years	Diploma	Bachelor of Procurement Management	3 Years	Bachelor
Nkumba University			Diploma in Business Administration	2 Years	Diploma
Bachelor of journalism	3 years	Degree	Bachelor of Arts Community Development	3 Years	Bachelor
Bachelor in education	3 years	Degree	Bachelor of Arts with Education	3 Years	Bachelor
Bachelor of business administration	3 Years	Bachelors	Bachelor of Business Education	3 Years	Bachelor
Bachelor of business information and technology	3 Years	Bachelors	Bachelor of Development Studies	3 Years	Bachelor
Bachelor of business law	3 Years	Bachelors	Bachelor of Education	3 Years	Bachelor
Bachelor of laws	3 Years	Bachelors	Diploma in Science Education	2 Years	Diploma
Diploma in business administration	2 Years	Diploma	Diploma in Counselling & Guidance with Education	2 Years	Diploma
Bachelor of arts- Commercial / Industrial Arts & Design	3 Years	Bachelor	Diploma Primary Education	2 Years	Diploma
Bachelor of Arts-Community Based Development	1 Year	Certificate	Diploma Science Education	2 Years	Diploma
Bachelor of Arts-Development Studies	3 Years	Bachelor	Grade III Certificate	2 Years	Certificate
Bachelor of Arts-Public Administration	2 Years	Diploma	Bachelor of Guidance & Counselling	3 Years	Bachelor
Diploma in counselling	2 Years	Diploma	Bachelor of Community Development	3 Years	Bachelor
Diploma in Public administration and management	2 Years	Diploma	Bachelor of Development Studies	3 Years	Bachelor
Bachelor in Arts With education	3 years	Degree	Diploma in computer Science	2 Years	Diploma
Bachelor of Arts commercial/Industrial Art & design	3 Years	Bachelor	Diploma in Guidance & Counselling	2 Years	Diploma
Diploma in Commercial/Industrial Art & design	2 Years	Diploma	Luvero University		
Bachelor in Taxation Management	3Years	Diploma	Bachelors in Arts and Social Development	3 Years	Bachelor
Diplom in Purchasing and Supplies Management	2 Years	Diploma	Certificate in Arts and Social Development	1 Years	Certificate
Diploma in Banking Finance and Insurance	2 Years	Diploma	Diploma in Arts and Social Development	2 Years	Diploma
Diploma in Taxation Management	2 Years	Diploma	Bachelors in Education	3 Years	Bachelors
Diploma in Business Administration	2 Years	Diploma	Cert. in Education	1 Years	Certificate
Diploma in publication administration and Mgt.	2 Years	Diploma	Diploma in Education	2 Years	Diploma
Diploma in Education	2 Years	Diploma			
Health Programs					
Technical programs					
Uganda Technical College Elgon					
Ordinary Diploma in Dental practice	3 years	Diploma	Certificate in Brick work and concrete practice 1	2 Years	Certificate
Diploma in Medical Entomology	3 years	Diploma	Certificate in Brick work and concrete practice 2	1 Year	Certificate
Diploma in Medical Radiography	3 years	Diploma	Certificate in Motor vehicle technology	1 Year	Certificate
Diploma in Occupational Therapy	3 years	HDiploma	Certificate in Plumbing in East African countries- part 1	2 Years	Certificate
Diploma in Pharmacy	3 years	HDiploma	Certificate in Pre-diploma in Building and Civil Eng	3 months	Certificate
Diploma in Physiotherapy	3 years	HDiploma	Ordinary diploma in civil engineering	2 Years	Diploma

Diploma in Public Health Dentistry	3 years	Diploma	Ordinary diploma in mechanical engineering	2 Years	Diploma
Diploma in clinical Orthopaedics	3 years	Diploma	Ordinary diploma in refrigeration and air conditioning	2 Years	Diploma
Environmental Health Certificate	2 Years	Certificate	Ordinary diploma in water engineering	2 Years	Diploma
Higher Diploma in Medical Laboratory technology	4 Years	HDiploma	Uganda Technical College Kichwamba		
Ordinary Diploma in Orthopaedic Technology	3 years	Diploma	Certificate in Agricultural Engineering and Mechanics	2 Years	Certificate
Post Basic Diploma in Anaesthesia	2 Years	Diploma	Diploma in Agricultural Engineering and Mechanics	2 Years	Ord.Dip.
Post Basic Diploma in ENT	2 Years	Diploma	Certificate Civil Engineering	1 Years	Certificate
School of Clinical Officers-Gulu			Certificate in Building and Concrete Practice Certificate	2 Years	Certificate
Clinical medicine and community health	3 Years	Diploma	Higher Diploma Civil Engineering	3 Years	HDiploma
Theatre assistant training program	2 Years	Certificate	Ordinary Diploma Civil Engineering	2 Years	Ord.Dip.
School of Clinical Officers Fort portal			Diploma in Information Technology	2 Years	Ord.Dip.
Clinical Medicine and Community Health	3 Years	Diploma	Certificate Electrical Engineering	1 Years	Certificate
School of Hygiene Mbale			Higher Diploma Mechanical Engineering	3 Years	HDiploma
Certificate in Environmental Health Science	2 Years	Certificate	Ordinary Diploma Electrical Engineering	2 Years	Ord.Dip.
Diploma in Environmental Health Science	3 Years	Diploma	Certificate Mechanical Engineering	1 Years	Certificate
School of Clinical Officers-Mbale			Ordinary Diploma Mechanical Engineering	2 Years	Ord.Dip.
Diploma in clinical medicine and community health	3 Years	Diploma	Uganda Technical College Lira		
Soroti School of Comprehensive Nursing			Certificate in Brick Laying and Concrete Practice	2 Years	Certificate
Diploma in Comprehensive Nursing	4 Years	Diploma	Certificate in Brick Laying and Concrete Practice	1 Year	Certificate
Butabika School of Psychiatric Clinical Officers			Certificate in Carpentry and Joinery Advanced	2 Years	Certificate
Diploma in Mental Health	2 Years	Diploma	Certificate in Carpentry and Joinery Advanced	1 Year	Certificate
Butabika School of Psychiatric Nursing			Certificate in Motor Vehicle Technician I	2 Years	Certificate
Enrolled mental Nursing	2.5 Years	Diploma	Certificate in Motor Vehicle Technician II	2 Years	Certificate
Extension Programme	1.5 Years	Diploma	Certificate in Painting and Decorating	2 Years	Certificate
Registered Mental Nurse	3 Years	Diploma	Certificate in Painting and Decorating Advanced	1 Year	Certificate
Medical Laboratory Technician's School, Jinja			Certificate in Plumbing	2 Years	Certificate
Certificate in Medical Laboratory Technology	2 Years	Certificate	Certificate in Electrical Installation II	2 Years	Certificate
Diploma in Medical Laboratory Technology	3 Years	Diploma	Certificate in Electrical Installation III	1 Year	Certificate
Machsu School of Clinical Officers			Ordinary Diploma in Architectural Draftsmanship	2 Years	Ord.Dip.
Certificate in Community Health	9 Months	Certificate	Ordinary Diploma in building and Civil Engineering	2 Years	Ord.Dip.
Certificate in Strengthening Mgt of Primary Health Care	6 Months	Certificate	Ordinary Diploma in Electrical Engineering	2 Years	Ord.Dip.
Diploma in Clinical Medicine & Community Health	3 Years	Diploma	Ordinary Diploma in Mechanical Engineering	2 Years	Ord.Dip.
Ophthalmic Clinical Officers Training School			Ordinary Diploma in Water Engineering	2 Years	Ord.Dip.
Diploma in Ophthalmology	1 year	Diploma	Uganda Technical College Masaka		
Ernest Cook Ultra Sound Research Education Institute			Certificate in Building Construction Practice part 1	1 Years	Certificate

Diploma in Medical Radiography	3 years	Diploma	Ordinary diploma in Building and Civil Engineering	2 Years	Diploma
Higher Diploma in Ultra Sound	1 Year	Higher Dip.	Certificate in Electrical Installation part 2	1Year	Certificate
Ordinary Diploma in Ultra Sound	6 Month	Higher Dip.	Ordinary diploma in Electrical Engineering	2 Years	Diploma
Health Tutors College Mulago	2 Years	Adv Diploma	Certificate in Motor Vehicle technician part1	1Year	Certificate
Advanced Diploma in Tutorship	3 Years	Certificate	Ordinary Diploma in Mechanical Engineering	2Year	Diploma
International Institute of Health	2.5Years	Certificate	Ordinary diploma in architectural draftsmanSHIP	2 Years	Diploma
Certificate in Enrolled Comprehensive Nursing					
Certificate in Enrolled General Nursing	2 Years	Certificate			
Chemiquip International Sch. for Laboratory Training					
Certificate Laboratory Technician					
Teachers College programs					
National Teachers College-Kalero			National Teachers College Muni		
Diploma in Education Primary	2 Years	Diploma	Diploma Education Primary	3 Years	Diploma
Diploma in Education Secondary	2 Years	Diploma	Diploma Education Secondary	2 Years	Diploma
National Teachers College Unyama			National Teachers College-Nkozi		
Diploma Education Primary	2 Years	Diploma	Diploma in Primary Education	3 Years	Diploma
Diploma Education Secondary	2 Years	Diploma	Diploma in Secondary Education	2 Years	Diploma
National Teachers College Kabale			Teachers College Ngetta		
Diploma in Primary Education	2 Years	Diploma	Diploma in primary education	2 Years	Diploma
Diploma in Secondary Education	2 Years	Diploma	Diploma in secondary education	2 Years	Diploma
Uganda Management Institute			National Teachers College Mubende		
Diploma in Information and Comm. Technology	6 Months	Certificate	Diploma in Education Primary	2 Years	Diploma
Certificate in Information and Records Management	6 Months	Certificate	Diploma in Education Secondary	2 Years	Diploma
Diploma in Information Communication Technology	8 Months	Diploma	Management and Accountancy Training Company Ltd		
Diploma Procurement and Contract Management	9 Months	Diploma	Association of certified chartered accountants	3 Years	Professional
Diploma Logistics and Materials Management	6 Months	Diploma	Cert. Business Administration	1 Year	Certificate
Diploma in Financial Accounting	6 Months	Diploma	Diploma in Business Administration	2 Years	Diploma
Advanced Dip. in Records and Information Management	6 Months	Diploma	Diploma in Human Resource Management	2 Years	Diploma
Records Information Management	4 Months	Certificate	Institute of Public Accountants- Uganda	3 Years	Professional
Management Training and Advisory Centre	2-10 Days	Certificate	Nile Institute of Management Studies		
Finance and Accounting	2-10 Days	Certificate	Certificate in Accountancy	1 Year	Certificate
Gender and Entrepreneurship Development	2-10 Days	Certificate	Certificate in Banking and Finance	1 Year	Certificate
			Certificate in Book Keeping and accounts	3 Months	Certificate
			Certificate in Business Administration	1 Year	Certificate

General and Strategic Management	Certificate in Community Development	1 Year	Certificate
Human Resource Management	Certificate in Computer Studies	3 Months	Certificate
Production and Engineering Management	Cert. in Micro Finance and Entrepreneurs Development	1 Year	Certificate
Project Marketing and Procurement Management	Certificate in Project Planning and Management	1 Year	Certificate
Supervisory and Administrative Management	Cert. in Public and Local Government Administration	1 Year	Certificate
Tailor Made Programs	Certificate in Sales and Marketing Management	1 Year	Certificate
Institute Of Advanced Leadership	Certificate in Secretarial Studies	3 Months	Certificate
Dip. Hardware & software maintenance	Certificate in Stenography	1 Year	Certificate
Dip. in career guidance & counselling	Certificate in Stores Management	1 Year	Certificate
Dip. in good governance and participatory Leadership	Diploma in Accountancy	2 Years	Diploma
Dip.in information Technology	Diploma in Banking and Finance	2 Years	Diploma
Dip.in Project Planning and management	Diploma in Business Administration	2 Years	Diploma
Diploma in Business Administration	Diploma in Community Development	2 Years	Diploma
Diploma in community Leadership	Dip. in Micro Finance and Entrepreneurs Development	2 Years	Diploma
Diploma in Counselling & psychotherapy	Diploma in Project Planning and Management	2 Years	Diploma
Diploma in Human resource Management	Dip. in Public and Local Government Administration	2 Years	Diploma
Diploma in Management and leadership	Diploma in Sales and Marketing Management	2 Years	Diploma
Institute of Management Science and Technology	Diploma in Stenography	2 Years	Diploma
Certificate in Computer Application	Diploma in Stores Management	2 Years	Diploma
Certificate in Computer Science and IT	Licence in Driving	1 Month	Licence
Certificate in Computer Studies and Business Admin			
Certificate in English Language	Nsamizi Training Institute of Social Devt		
Certificate in Environment Management	Certificate in Counselling and Guidance	Year 1	Certificate
Certificate in Management and Computer Studies	Cert. in Management of Literacy and Continuing Educ.	Year 1	Certificate
Diploma Business Administration	Certificate in Social Mobilisation and Development		Certificate
Diploma in Accountancy	Certificate in Social Mobilisation and Development		Certificate
Diploma in Computer Based Stenography	Diploma in Development Studies	2 Years	Diploma
Diploma in Computer Literacy and IT	Diploma in Entrepreneurship Development	2 Years	Diploma
Diploma in Environment Management	Diploma in Gender in Development	2 Years	Diploma
Diploma in Human Resource Management	Diploma in Leadership Development	2 Years	Diploma
Diploma in journalism and Mass Communication	Diploma in Literacy and Adult Education	2 Years	Diploma
Diploma in Micro finance and Entrepreneurship Devt	Diploma in Social Work	2 Years	Diploma
Diploma in Political Science			
Diploma in Project Planning and Management	Centre for Procurement Management		
Diploma in Public and Local Government Admin	Advanced Cert. in Int. Purchasing and Supply Chain Mgt	1 Year	

Appendix: 6 Undergraduate programmes

Commerce / Business College programs					
Diploma in Purchasing and Supplies Management	1.5 Years	Diploma	Cert. in International Purchasing and Supply Chain Mgt	6 Month	
Diploma in Records Management	9 Months	Diploma	Dip. in Chartered Institute of Purchasing and Supply	2 Years	
Diploma in Social Work and Social Administration	9 Months	Diploma	Dip. in Int. Purchasing and Supply Chain Mgmt	1.5 Year	
Diploma in Stores Management	9 Months	Diploma			
Uganda College of Commerce Aduku					
Certificate in Accounting	1 Year	Certificate	National Certificate in Accountancy	2 Years	Certificate
Certificate in Business Administration	1 Year	Certificate	National Certificate in Stenography	2 Years	Certification
Cert. in Purchasing, Supplies, & Stores Management	1 Year	Certificate	Uganda Diploma in Business studies	2 Years	Diploma
Certificate in Secretarial Studies	1 Year	Certificate	Uganda Diploma in Hotel and Institutional Catering	2 Years	Diploma
Diploma in Business Administration	2 Years	Diploma	Uganda Diploma in Secretarial studies	2 Years	Diploma
Diploma in Business Studies	2 Years	Diploma	Uganda College of Commerce Pakwach		
Diploma in Hotel & Catering	2 Years	Diploma	Certificate in Business Studies	1 Year	Certificate
Diploma in Human Resource	2 Years	Diploma	Certificate in Stenography	2 Years	Certificate
Diploma in Purchasing, Supplies, & Stores Management	2 Years	Diploma	Uganda Diploma in Business Studies	2 Years	Diploma
Diploma in Secretarial Studies	2 Years	Diploma	Uganda Diploma in Secretarial studies	2 Years	Diploma
Uganda College of Commerce Soroti					
Certificate Stenography	1 Year	Certificate	Accounting & Finance	2 Years	Diploma
Diploma in Business Administration	2 Years	Diploma	BAM	2 Years	Diploma
Diploma in Human Resource Management	2 Years	Diploma	Certificate in Accountancy	2 Years	Certificate
Diploma in Local Government Finance Management	2 Years	Diploma	Certificate in Business Administration	2 Years	Certificate
Intermediate Certificate in Business Studies	1 Year	Certificate	Certificate in Public Administration	2 Years	Certificate
Uganda Diploma in Secretarial Studies	2 Years	Diploma	Certificate in Purchasing and Supplies	2 Years	Certificate
Uganda Diploma of Business Studies	2 Years	Diploma	Certificate in Secretarial Studies	2 Years	Certificate
Uganda College of Commerce Tororo			Diploma in Accountancy	2 Years	Diploma
Advanced Certificate in Business Studies	2 Years	Certificate	Diploma in Business Administration	2 Years	Diploma
Advanced Certificate in Secretarial Studies	2 Years	Certificate	Diploma in Catering	2 Years	Diploma
General Certificate in Catering	1 Year	Certificate	Diploma in Computer	2 Years	Diploma
Uganda Diploma in Business Studies	2 Years	Diploma	Diploma in Secretarial Studies	2 Years	Diploma
Uganda Diploma in Hotel and Institutional Catering	2 Years	Diploma	Diploma in Tailoring	2 Years	Diploma
Uganda Diploma in Secretarial Studies	2 Years	Diploma	Human Resource Management	2 Years	Diploma

Uganda National Certificate in Business Management	2 Years	Certificate	Marketing	2 Years	Diploma
Tropical College of Commerce and Computer Studies			PAM		
Certificate in Hotel Management and Catering	2 Years	Certificate	PPM	2 Years	Diploma
Certificate in Nursery Teaching	2 Years	Certificate	SKM	2 Years	Diploma
Diploma Business Management	2 Years	Diploma	International Institute of Business and Media Studies	2 Years	Certificate
Diploma in Hotel Management and Catering	2 Years	Diploma	Certificate in Accounting technician	6 months	Certificate
Diploma in Management Tailoring and Catering	2 Years	Diploma	Certificate in Computer Science	6 months	Certificate
Diploma in Nursery Teaching	2 Years	Diploma	Certificate in Journalism	6 Months	Certificate
Diploma Vocational Secondary Teaching	2 Years	Diploma	Certificate in Photography	6 months	Certificate
Diploma Administrative Secretaries	2 Years	Diploma	Certificate in planning and administration	6 Months	Certificate
Kampala College of Business			Certificate in project planning and management		
Certificate in Accountancy	1 Year	Certificate	Certificate in Secretarial studies	1 Year	Certificate
Certificate in Banking and Finance	1 Year	Certificate	Diploma in Business Administration	2 Years	Diploma
Certificate in Business Administration	1 Year	Certificate	Diploma in Business Studies	2 Years	Diploma
Certificate in Clearing and Forwarding	1 Year	Certificate	Diploma in Computer science	1 Year	Diploma
Certificate in HIV Counselling	6Months	Certificate	Diploma in Financial Management	2 Years	Diploma
Certificate in Human Resource mgt	6months	Certificate	Diploma in Human resource management	1 Year	Diploma
Certificate in Languages	1 Year	Certificate	Diploma in Journalism	2 Years	Diploma
Certificate in Secretarial Studies	1 Year	Certificate	Diploma in Planning and Administration	2 Years	Diploma
Cert. in Institutional Catering & Hotel Management	1 Year	Certificate	Diploma in project planning and management	2 Years	Diploma
Certificate in Marketing	1 Year	Certificate	Diploma in Public relations	1 Year	Diploma
Certificate in Stores Management	1 Year	Certificate	Diploma in Radio and Television Production	1 Year	Diploma
Diploma in Computer Science	2 Years	Diploma	Diploma in secretarial studies	2 Years	Diploma
Diploma in Accountancy	2 Years	Diploma	High Diploma in Accounting	1 Year	Diploma
Diploma in Banking and Finance	2 Years	Diploma	UDHIC	2 Years	Diploma
Diploma in Business Administration	2 Years	Diploma	Institute of Accountancy and Commerce Arua		
Diploma in Business Studies	2 Years	Diploma	Diploma in Accountancy Advanced	6 Months	Diploma
Diploma in Clearing and Forwarding	2 Years	Diploma	Diploma in Accountancy Elementary	6 Months	Diploma
Diploma in Human Resource mgt	1Year	Diploma	Diploma in Accountancy Intermediate	6 Months	Diploma
Diploma in Marketing	2 Years	Diploma	Diploma in Advertising and Management Advanced	6 Months	Diploma
Diploma in Secretarial Studies	2 Years	Diploma	Diploma in Advertising and Management Elementary	6 Months	Diploma
Dip. in Institutional Catering & Hotel Management	2 Years	Diploma	Diploma in Advertising and Management Intermediate	6 Months	Diploma
Diploma in Purchase & Supplies	2 Years	Diploma	Diploma in Banking and Finance Advanced	6 Months	Diploma
Diploma in Stores Management	2 Years	Diploma	Diploma in Banking and Finance Elementary	6 Months	Diploma
Uganda Diploma in Business Studies	2 Years	Diploma	Diploma in Banking and Finance Intermediate	6 Months	Diploma

Certificate in Information Science & Technology	1 Year	Certificate	Dip in Commerce and Business Studies Elementary	6 Months	Diploma
Diploma in Information Science & Technology	2 Years	Diploma	Dip in Commerce and Business Studies in Advanced	6 Months	Diploma
Certificate in Business Studies	1 Year	Certificate	Dip in Commerce and Business Studies Intermediate	6 Months	Diploma
Diploma in Languages	2 Years	Diploma	Dip in Management and Administration Advanced	6 Months	Diploma
Kabarole College of Commerce			Dip in Management and Administration Elementary	6 Months	Diploma
Certificate in Accountancy	2 Years	Certificate	Dip in Management and Administration Intermediate	6 Months	Diploma
Certificate in Business Administration	2 Years	Certificate	Diploma in Sales Management Elementary	6 Months	Diploma
Certificate in Computer Science	2 Years	Certificate	Diploma in Sales Management in Advanced	6 Months	Diploma
Certificate in Marketing	2 Years	Certificate	Diploma in Sales Management Intermediate	6 Months	Diploma
Certificate in Stenography	2 Years	Certificate	Diploma in Stenography Advanced	6 Months	Diploma
Certificate in stores Management	2 Years	Certificate	Diploma in Stenography Elementary	6 Months	Diploma
Diploma in Accountancy	2 Years	Diploma	Diploma in Stenography Ex Advanced	6 Months	Diploma
Diploma in Business Administration	2 Years	Diploma	Diploma in Stenography Intermediate	6 Months	Diploma
Diploma in Marketing	2 Years	Diploma	Diploma in Stores Management Elementary	6 Months	Diploma
Diploma in Stenography	2 Years	Diploma	Diploma in Stores Management in Advanced	6 Months	Diploma
Diploma in Stores Management	2 Years	Diploma	Diploma in Stores Management Intermediate	6 Months	Diploma
<hr/>					
Kampala College of Commerce and Advanced Studies			Rwenzori College of Commerce		
Certificate in Computer Science	1 Year	Diploma	Diploma in Accountancy	2 Years	Diploma
Diploma in Accountancy	2 Years	Diploma	Certificate in Accountancy	2 Years	Certificate
Diploma in Business Administration	2 Years	Diploma	Certificate in Computer Studies	2 Years	Certificate
Diploma in Custom Clearing and Forwarding	1 Year	Diploma	Certificate in Purchasing Supplies Management	2 Years	Diploma
Diploma in Marketing	2 Years	Diploma	Diploma in Secretarial Studies	2 Years	Diploma
Diploma in Stenography	2 Years	Diploma	Certificate in Secretarial Studies	2 Years	Certificate
Diploma in Stores Management	2 Years	Diploma	Rukungiri Institute of Management		
Uganda Diploma in Business Studies	2 Years	Diploma	Certificate in Accountancy & Business Studies	1 Year	Certificate
Kyotera College of Business Studies			Certificate in Computer & Internet Applications	1 Year	Certificate
Accountancy and Cost Management	2 Years	Diploma	Certificate in Hotel & Catering	1 Year	Certificate
Business Administration and Planning	2.5 Years	Diploma	Certificate in Tourism	1 Year	Certificate
Business Studies and Economic Policy	2.5 Years	Diploma	Certificate in Tourism	1 Year	Certificate
Clearing & Forwarding	2 Years	Diploma	Dip in Accountancy & Business Studies	2 Year	Diploma
Clerical studies	1 Year	Certificate	Diploma in Hotel & Catering	2 Years	Diploma
Computer Science	1 Year	Certificate	Ordinary Diploma in Tourism	2 Year	Diploma
Management	2 Years	Diploma	Ordinary Diploma in Tourism	2 Year	Diploma
Marketing and Sales Management	2 Years	Diploma	Uganda Certificate in Business Management	1 Year	Certificate

Money, Banking & Insurance	2 Years	Diploma	Uganda Certificate in Marketing	2 Year	Certificate
Office management & Secretarial Studies	2 Years	Diploma	Uganda Certificate in Secretarial Studies	1 Year	Certificate
Purchasing & Supplies Management	2 Years	Diploma	Uganda Diploma in Business Management	2 Year	Diploma
Stenography and Secretarial Studies	2.5 Years	Diploma	Uganda Diploma in Marketing	3 Year	Diploma
Store Management and Stock Control	2 Years	Diploma	Uganda Diploma in Secretarial	2 Year	Diploma
Light Bureau of Accountancy College			Team Business College		
Diploma in Purchasing and Supplies mgt	2 Years	Diploma	Accounting Technicians Certificate	2 Years	Professional
Diploma in Accountancy	2 Years	Diploma	Accounting technicians certificate Uganda	3-5 years	Certificate
Diploma in Business Admin. and management	2 Years	Diploma	Advanced Certificate in Computer Application	6 Months	Certificate
Diploma in Catering and Hotel Management	2 Years	Diploma	Association of Certified Chartered Accountants	3-5 years	Certificate
Diploma in Marketing and Management	2 Years	Diploma	Certificate in Accounting Packages	2 Months	Certificate
Diploma in Project Planning and Management	2 Years	Diploma	Certificate in Computer Application	6 Months	Certificate
Diploma in Secretarial Studies	2 Years	Diploma	Certified Accounting Technicians	3 Years	Professional
Diploma in Social Work and Social Administration	2 Years	Diploma	Certified Accounting technicians	3-5 Years	Certificate
			Certified Public Accountants	4 Years	Professional
Liberty College of Management & Journalism			Certified Public Accountants-Uganda	3-5 years	Certificate
Certificate in Computer Science	1 Year	Certificate	Chartered institute of purchasing & supplies	3-5 years	ertificate
Certificate in Secretarial Studies	2 Years	Certificate	Diploma in Accounting	2 Years	Diploma
Certificate of office Management	1 Year	Certificate	Diploma in Business Administration	2 Years	Diploma
Dip Human Resource Management	2 Years	Diploma	Diploma in Business Studies	2 Years	Diploma
Dip Project Planning & Management	2 Years	Diploma	Diploma in Financial Services	2 Years	Diploma
Multi Tech Management Accountancy Program			Diploma in human resource management	2years	Diploma
ABE	3-5 Years	Professional	Diploma in Marketing	2 Years	Diploma
Accounting Technicians Certificate of Kenya	2-5 Years	Professional	Diploma in Taxation Management	2 Years	Diploma
Accounting Technicians Certificate of Uganda	2-5 Years	Professional	National Diploma in purchasing & supplies	2 years	Diploma
Association of Certified Chartered Accountancy - UK	3-5 Years	Professional	The College of Business Studies		
Association of Cert. Chartered Accountancy / CAT - UK	2-5 Years	Professional	Association Certified Chartered Accounts	3 Years	Professional
Association of Cert. Chartered Accountancy /DFM - UK	2 Years	Diploma	Certificate in Nursery Teaching	1 Years	Certificate
Certificate in Secretarial Studies	1-3 Years	Certificate	Certificate Catering	1 Years	Certificate
Certified Public Accountants of Uganda	3-5 Years	Professional	Diploma in Business Education	2 Years	Diploma
CIMA - UK	3-5 Years	Professional	Diploma in Business Studies	2 Years	Diploma
CIPS - UK	3-5 Years	Professional	Diploma in Secretarial Studies	2 Years	Diploma
CPAK - Kenya	3-5 Years	Professional	Hotel mgt and Institutional Catering	2Years	Diploma
Diploma in Business Administration	2 Years	Diploma	United College of Business Studies		
Diploma in Human Resource Management	2 Years	Diploma	Certificate in Computer Science	2 Years	Certificate

Diploma in Local Government Financial Management	2 Years	Diploma	Certificate in Hotel Management & Catering	2 Years	Certificate
Diploma in Project Planning and Management	1 Year	Diploma	Intermediate Certificate in Records Management	2 Years	Certificate
Diploma in Public Relation - UK	2-6 Years	Diploma	Elementary Certificate in Accountancy	1 Year	Certificate
HAD	3 Years	Diploma	Elementary Certificate in Stenography	1 Year	Certificate
KSA - UK	3-5 Years	Professional	Higher Diploma in Accountancy	2-3 Years	Higher Diploma
Uganda Diploma in Business Studies	2 Years	Diploma	Intermediate Certificate in Accountancy	2 Years	Certificate
Uganda Diploma in Secretarial Studies	2 Years	Diploma	Intermediate Certificate in Stenography	2 Years	Certificate
Uganda National Certificate of Accountancy	1-4 Years	Certificate	Ordinary Diploma in Accountancy	2 Years	Ord Diploma
Uganda National Certificate of Business Management	1-4 Years	Certificate	Ordinary Diploma in Stenography	2 Years	Diploma
Uganda National Cert. of Purchasing and Supplies Mgt	1-4 Years	Certificate	Advanced Cert. in Photojournalism and Videography	9 Months	Adv Certificate
Uganda National Dip. of Purchasing and Supplies Mgt	1.2 Years	Diploma	Advanced Certificate in Public Relations	9 Months	Adv Certificate
Uganda National Ordinary Dip. in Accountancy	3-6 Years	Diploma	Advanced Certificate in Radio and TV Production	9 Months	Adv Certificate
Uganda National Ord. Dip. in Purch. and Supplies Mgt	3-6 Years	Diploma	Diploma in Journalism and Mass Communication	2 Years	Diploma
UNODIMA	3-6 Years	Diploma	Ordinary Certificate in basic principles of Journalism	3 Months	Ord Certificate
Buganda Royal Institute of Bus. & Tech. Education			African College of Commerce		
Diploma in Custom Clearing and Forwarding	2 Years	Diploma	Diploma in Accountancy (UNEB)	2 Years	Diploma
Diploma in Tourism Management	2 Years	Diploma	Diploma in Business Administration	2 Years	Diploma
Certificate in Art and Design	1 Year	Certificate	Diploma in Human Resource Management	2 Years	Diploma
Diploma in Art and Design	2 Years	Diploma	Diploma in Local Government Financial Management	2 Years	Diploma
Diploma in Accounting	2 Years	Diploma	Diploma in Stores Management	2 Years	Diploma
Diploma in Business Management	2 Years	Diploma	Certificate in Computer Science	1 Year	Diploma
Higher Diploma in Marketing	2 Years	Diploma	Diploma in Computer Science	2 Years	Diploma
National Certificate in Accountancy	2 Years	Certificate	Dip. in Computer and Office Management Maintenance	2 Years	Diploma
National Certificate in Management	2 Years	Certificate	Certificate in Computer Science	1 Year	Certificate
Certificate in Clearing & forwarding	1 Year	Certificate	Diploma in Management (UNEB)	2 Years	Diploma
Certificate in Computer Science	1 Year	Certificate	Diploma in Secretarial Studies (UNEB)	2 Years	Diploma
Certificate in Kindergarten Studies	1 Year	Certificate	Uganda Diploma in Business Studies	2 Years	Diploma
Certificate in Stenography	2 Years	Certificate	Uganda Diploma In Secretarial Studies	2 Years	Diploma
Diploma in Computer Science	2 Years	Diploma	Institute of Commerce and Accountancy	2 Years	Diploma
Diploma in Hotel and Institutional Catering	2 Years	Diploma	Diploma Computer Science	2 Years	Diploma
Diploma in Journalism	2 Years	Diploma	Diploma in Accountancy	2 Years	Diploma
Diploma in Secretarial Studies	2 Years	Diploma	Diploma in Clearing and Forwarding	2 Years	Diploma
Certificate in Block Laying & Concrete practise	2 Years	Certificate	Diploma in Marketing	2 Years	Diploma
Certificate in Electrical Installation Part 2	2 Years	Certificate	Diploma in Public Administration	2 Years	Diploma
Certificate in MUT	2 Years	Certificate	Diploma in Stenography	2 Years	Diploma

Certificate in Radio & Telecom Tech. Part I	1 Year	Certificate	Diploma in Store Management	2 Years	Diploma
Diploma In Building and Civil Engineering	2 Years	Diploma	International College of Bus. and Computer Science		Diploma
Diploma in Electrical Engineering	2 Years	Diploma	Certificate in Accountancy	2 Years	Certificate
Ordinary Diploma in Electrical Engineering	2 Years	Diploma	Certificate in Catering	2 Years	Certificate
Ordinary Diploma in Mechanical Engineering	2 Years	Diploma	Certificate in Secretarial	2 Years	Certificate
Bridge Tutorial College			Certificate in Stores Management		
Diploma in Accountancy	2 Years	Diploma	Certificate Marketing	2 Years	Certificate
Diploma in Business management	2 Years	Diploma	Diploma in Accountancy	2 Years	Certificate
Diploma in Marketing	2 Years	Diploma	Diploma in Catering	2 Years	Diploma
Diploma in Purchasing and supplies	2 Years	Diploma	Diploma in Secretarial	2 Years	Diploma
Diploma in Secretarial studies	2 Years	Diploma	Diploma in Stores Management	2 Years	Diploma
Bethel Training Institute			Diploma Marketing	2 Years	Diploma
Certificate in Business Management Administration	2 Years	Certificate	Celak Vocational College		Diploma
Certificate in secretarial studies	2 Years	Certificate	Certificate in Computers	1-2 Years	Certificate
Computers- Foundation	2 months	Certificate	Certificate in Language	1 Year	Certificate
Computers- Interim Certificate	5 months	Certificate	Certificate in Secretarial Studies	1 Year	Certificate
Diploma in ICM*	9 months	Diploma	Diploma in Catering	2 Years	Certificate
Diploma in ACCA*	9 months	Diploma	Diploma in Tourism	2 Years	Diploma
Diploma in ATA*	2 Years	Diploma	High Learning Institute of Business Professionals		Diploma
Diploma in Business Management Administration	9 months	Diploma	Diploma Business Administration	2 Years	Diploma
Diploma in CAIT*	2 Years	Certificate	Diploma in Accountancy	2 Years	Diploma
Diploma in CPA*	2 Years	Certificate	Diploma in Banking and Finance	2 Years	Diploma
Diploma in human resource management	9 months	Diploma	Diploma in Catering & Hotel Management	2 Years	Diploma
Diploma in secretarial studies	2 Years	Diploma	Diploma in Marketing Management	2 Years	Diploma
Computers- Advanced Diploma	1-2 Years	Certificate	Diploma in Stenography and Secretarial Studies	2 Years	Diploma
Diploma in BBA	1-3 Years	Diploma	Diploma Project Planning	2 Years	Diploma
Diploma in marketing	2 Years	Diploma	Diploma Purchasing & Supplies	2 Years	Diploma
Diploma in Procurement	2 Years	Diploma	Diploma Stores Management	2 Years	Diploma
College of Business and Management Studies			Diploma Assistant Administration Secretaries	2 Years	Diploma
Certificate in Nursery Teachers Training	1 Year	Certificate	Diploma Office & Secretarial Studies	2 Years	Diploma
Diploma in Accountancy	2 Years	Diploma	Zenith Business College		Diploma
Diploma in Sales and Marketing	2 Years	Diploma	Association of Certified Chartered Accountants	3 Years	Professional
Diploma in Secretarial studies	2 Years	Diploma	Certified Accounting Technician	3 Years	Professional
Diploma in stores management	2 Years	Diploma	Certified Public Accountants Uganda	2 Years	Professional
Certificate in Business Administration	1.5 Years	Certificate	Mbarara Business Institute		Professional

Certificate in Business Studies	Certificate	Certificate in Accountancy	2 Years	
Certificate in Secretarial Services	Certificate	Certificate in Business Management	2 Years	Certificate
Certificate in Stores Management	Certificate	Certificate in stenography	2 Years	Certificate
Diploma in Accountancy	Diploma	Diploma in Accountancy	2 Years	Certificate
Diploma in Business Administration	Diploma	Diploma in stenography	2 Years	Diploma
Diploma in Purchasing and Supplies Management	Diploma	Rosa Mystica Inst. of Bus. and Voc. Training Fort portal		Diploma
Diploma in Sales and Marketing Management	Diploma	Accountancy	3 Years	Diploma
Diploma in Secretarial Services	Diploma	Catering and Hotel Management	3 Year	Diploma
Diploma in Stores Management	Diploma	Stenography	3 Years	Diploma
Uganda Diploma in Business Studies	Diploma	Vocational Training	2 Years	Diploma
Aptech Computer Education Centre		International Institute of Education		
Advanced Diploma in Software Engineering	Adv Dip	Bachelor of Arts	3 Years	Bachelor
Bsc (Air)Degree	Bachelor	Bachelor of Business Administration	3 Years	Bachelor
Bsc(Ac) Degree	Bachelor	Bachelor of Development Studies	3 Years	Bachelor
Certificate of Proficiency in Computer Management	Certificate	Bachelor of Science	3 Years	Bachelor
Diploma in Information Systems management	Diploma	Maganjo Institute of Career Education	1 Year	
Higher diploma in Software Engineering	HDiploma	Certificate in Electrical Installation	2 Years	Certificate
HND Diploma	Diploma	Diploma in Accountancy	3 Years	Diploma
Makerere Business Institute		Diploma in Beauty and Cosmetology	2 Years	Diploma
Certificate in Accountancy	Certificate	Diploma in Catering & Hotel Management	2 Years	Diploma
Certificate in Banking & Finance	Certificate	Diploma in Graphic Design and Printing	2 Years	Diploma
Certificate in Business Administration	Certificate	Diploma in Marketing and Business Administration	2 Years	Diploma
Certificate in Business Studies	Certificate	Dipl. in Motor Vehicle Repair & Workshop Management	2 Years	Diploma
Certificate in Marketing	Certificate	Dip. in Project Planning & Local Gov. Administration	2 Years	Diploma
Certificate in Purchasing & Supplies Management	Certificate	Mbarara Institute of Social Development	1 Year	Certificate
Certificate in Secretarial Studies	Certificate	Certificate in Library and Information Science	1 Year	Certificate
Certificate in Stores Management	Certificate	Certificate in records management	1 Year	Certificate
Diploma in Accountancy	Diploma	Certificate in Secretarial Studies	2 Years	Certificate
Diploma in Banking and Finance	Diploma	Diploma in Accountancy	2 Years	Diploma
Diploma in Business Administration	Diploma	Diploma in Business Administration	2 Years	Diploma
Diploma in Clearing and Forwarding	Diploma	Diploma in Business Studies	2 Years	Diploma
Diploma in Marketing	Diploma	Diploma in Computer Science	2 Years	Diploma
Diploma in Purchasing & Supplies Management	Diploma	Diploma in Development Studies	2 Years	Diploma
Diploma in Secretarial Studies	Diploma	Diploma in Environment and Management	2 Years	Diploma
Diploma in Stores Management	Diploma	Diploma in Public Administration	2 Years	Diploma

UDBS (Uganda Dip.Bus.St)	Diploma	Diploma in Secretarial Studies	2 Years	Diploma	Diploma in Secretarial Studies	2 Years	Diploma	Diploma
Uganda Diploma in Business Studies	Diploma	Diploma in Social Work and Social Administration	2 Years	Diploma	Diploma in Social Work and Social Administration	2 Years	Diploma	Diploma
Makerere College of Business and Computer Studies	Certificate	Diploma in Stores Management	2 Year	Certificate	Diploma in Stores Management	2 Years	Diploma	Diploma
Internal Certificate in Accountancy	Certificate	National Diploma in Journalism	2 Years	Certificate	National Diploma in Journalism	2 Years	Diploma	Diploma
Internal Certificate in Business Management	Certificate	Makerere Institute for Social Development	2 Years	Certificate	Makerere Institute for Social Development	2 Years	Diploma	Diploma
Internal Certificate in Secretarial Studies	Certificate	Diploma in Child Care Management	2 Years	Certificate	Diploma in Child Care Management	2 Years	Diploma	Diploma
Internal Certificate in Tourism	Certificate	Diploma in Counselling	2 Years	Certificate	Diploma in Counselling	2 Years	Diploma	Diploma
Internal Diploma in Accountancy	Diploma	Diploma in Journalism	2 Years	Diploma	Diploma in Journalism	2 Years	Diploma	Diploma
Internal Diploma in Business Management	Diploma	Diploma in Social Development	2 Years	Diploma	Diploma in Social Development	2 Years	Diploma	Diploma
Internal Diploma in Purchasing and Supplies	Diploma	Certificate in Business Administration	2 Years	Diploma	Certificate in Business Administration	1 Year	Certificate	Certificate
Internal Diploma in Secretarial Studies	Diploma	Certificate in Secretarial Studies	2 Years	Diploma	Certificate in Secretarial Studies	1 Year	Certificate	Certificate
Internal Diploma in Tourism	Diploma	Certificate in Social Work and Social Administration	2 Years	Diploma	Certificate in Social Work and Social Administration	1 Year	Certificate	Certificate
National Certificate in Accountancy	Certificate	Diploma in Business Administration	2 Years	Certificate	Diploma in Business Administration	2 Year	Diploma	Diploma
National Certificate in Business Management	Certificate	Diploma in Computer Science	2 Years	Certificate	Diploma in Computer Science	2 Years	Diploma	Diploma
National Certificate in Purchasing and Supplies	Certificate	Diploma in Human Resources	2 Years	Certificate	Diploma in Human Resources	2 Years	Diploma	Diploma
National Certificate in Secretarial Studies	Certificate	Diploma in Public Administration	2 Years	Certificate	Diploma in Public Administration	2 Years	Diploma	Diploma
National Diploma in Accountancy	Diploma	Diploma in Secretarial Studies	2 Years	Diploma	Diploma in Secretarial Studies	2 Year	Diploma	Diploma
National Diploma in Business Management	Diploma	Diploma in Social Work and Social Administration	2 Years	Diploma	Diploma in Social Work and Social Administration	2 Year	Diploma	Diploma
National Diploma in Purchasing and Supplies	Diploma	Nyamitanga College of Business Studies	2 Years	Diploma	Nyamitanga College of Business Studies	2 years	Certificate	Certificate
National Diploma in Secretarial Studies	Diploma	Certificate in Accountancy - UNEB	2 Years	Diploma	Certificate in Accountancy - UNEB	2 years	Diploma	Diploma
Certificate in computer science	Certificate	Diploma in Accountancy - UNEB	1 year	Certificate	Diploma in Accountancy - UNEB	2 years	Certificate	Certificate
Certificate in Stores Management	Certificate	Certificate in business studies - UNEB	2 Years	Certificate	Certificate in business studies - UNEB	2 years	Certificate	Certificate
Diploma in Stores Management	Diploma	Certificate in Computer Science- UNEB	2 Years	Diploma	Certificate in Computer Science- UNEB	2 years	Certificate	Certificate
Internal Certificate in Marketing	Certificate	Certificate in secretarial studies - UNEB	2 Years	Certificate	Certificate in secretarial studies - UNEB	2 Years	Certificate	Certificate
Internal Certificate in Purchasing and Supplies	Certificate	Diploma in secretarial studies - UNEB	2 Years	Certificate	Diploma in secretarial studies - UNEB	2 Years	Diploma	Diploma
Internal Diploma in Catering and Hotel Management	Diploma	YMCA College of Business Studies	2 Years	Diploma	YMCA College of Business Studies	2 Years	Diploma	Diploma
Internal Diploma in Marketing	Diploma	Certificate in Hotel and Institutional Catering	2 Years	Diploma	Certificate in Hotel and Institutional Catering	1 Year	Certificate	Certificate
National Certificate in Marketing	Certificate	Diploma in Catering	2 Years	Certificate	Diploma in Catering	2Year	Diploma	Diploma
National Diploma in Marketing	Diploma	Diploma in Marketing	2 Years	Diploma	Diploma in Marketing	2 Years	Diploma	Diploma
Single and Group Certificate in Accountancy	Certificate	Certificate in Accountancy	2 Years	Certificate	Certificate in Accountancy	2Years	Certificate	Certificate
Makerere Institute of Business Administration	Certificate	Certificate in Business Administration	1 Year	Certificate	Certificate in Business Administration	2 Years	Certificate	Certificate
Certificate in Art and Design	Certificate	Certificate in Business Management	1 Year	Certificate	Certificate in Business Management	1 Year	Certificate	Certificate
Certificate in Nursery Teaching	Certificate	Certificate in Marketing	1 Year	Certificate	Certificate in Marketing	1Year	Certificate	Certificate
Certificate in Building & Construction	Certificate	Certificate in Purchasing and Supplies	1 Year	Certificate	Certificate in Purchasing and Supplies	2 Years	Certificate	Certificate
Certificate in Catering and Hotel Management	Certificate	Diploma in Accountancy	1 Year	Certificate	Diploma in Accountancy	2 Years	Diploma	Diploma

Diploma in Catering and Hotel Management	2 Years	Diploma	Diploma in Business Administration	2 Years	Diploma
Certificate in Saloon Management	1 Year	Certificate	Diploma in Purchasing	2 Years	Diploma
Certificate in Counselling	1 Year	Certificate	Certificate in Nursery Education	1 Year	Certificate
Certificate in Social Work and Social Administration	1 Year	Certificate	Diploma in Nursery Education	2 Year	Diploma
Diploma in Counselling	2 Years	Diploma	Diploma in Social Development	2 Year	Diploma
Diploma in Social Work and Social Administration	2 Years	Diploma	Certificate in Tailoring	1 Year	Certificate
Certificate in Tailoring & Fashion Design	1 Year	Certificate			
Nakawa Institute of Business Studies					
Advanced certificate in public accountancy Uganda	6 months	Certificate	Diploma in Accountancy	2 Years	Diploma
ATCU	6 months	Certificate	Certificate in Accountancy	1 Year	Certificate
DCCF	2 years	Diploma	Certificate in Computer Studies	6 Months	Certificate
Diploma in business administration	2 years	Diploma	Diploma in Marketing	2 Year	Diploma
Diploma in Business studies	2 years	Diploma	Certificate in Marketing	1 Year	Certificate
Diploma in Customs Clearing and Forwarding	2 Years	Diploma	Diploma in Purchase & Supplies Management	2 Years	Diploma
Diploma in Marketing	2 years	Diploma	Certificate in Purchase & Supplies Management	1 Year	Certificate
Diploma in purchasing and supplies management	2 years	Diploma	Diploma in Secretarial Studies	2 Years	Diploma
Diploma in Secretarial studies	2 years	Diploma	Certificate in Secretarial Studies	1 Year	Certificate
Diploma in Stores management	2 years	Diploma	National Meteorological Training school		
Certificate in Stenography	1 years	Certificate	Advanced Certificate in Meteorology	1 Year	Certificate
Uganda certificate in business studies	1 years	Certificate	Agro Meteorology	2 Years	Diploma
Uganda diploma in Accountancy	2 years	Diploma	Certificate in Meteorology	6Months	Certificate
Uganda diploma in business studies	2 years	Diploma	Class Four in Meteorology	6 Months	Certificate
Uganda diploma in hotel and institution catering	2 years	Diploma	Class Two in Meteorology	9 Months	Diploma
Nkokonjeru Institute of Management and Technology					
Certificate in Computer	6 Months	Certificate	Vision Institute of Public Relations and Management		
Diploma in Accountancy	2 Years	Diploma	Certificate in Adult Education	1Year	Certificate
Diploma in Architecture	2 Years	Diploma	Diploma in Customs clearing and forwarding	2 Years	Diploma
Diploma in Business Administration	2 Years	Diploma	Diploma in Procurement Management	2 Years	Diploma
Diploma in Civil Engineering	2 Years	Diploma	Diploma in Supply & purchasing	2 Years	Diploma
Diploma in Public Administration	2 Years	Diploma	Diploma in Business administration	2 Years	Diploma
Diploma in Secretarial Studies	2 Years	Diploma	Diploma in Business studies	2 Years	Diploma
Higher Diploma in Business Studies	3Years	Higher Dip	Diploma in Hotel and catering	2 Years	Diploma
Ombachi Management Vocational Institute			Diploma in Human Resource Management	2 Years	Diploma
Bachelor of Business Administration	3 Years	Degree	Diploma in Sales and marketing	2 Years	Diploma
Bachelor of Development Studies	3 Years	Degree	Diploma in Journalism	2 Years	Diploma

Certificate in Records Management	Certificate	Diploma in Public Relations	2 Years	Diploma
Certificate in technicians Courses	Certificate	Diploma in Social and social administration	2 Years	Diploma
Diploma in Business Administration	Diploma			
Diploma in Development Studies	Diploma			
Diploma in Human Resources	Diploma			
Diploma in Stenography	Diploma			
Theological programs				
Reformed Theological College		Kampala Evangelical School of Theology		
Bachelor of Theology	Bachelor	Bachelor of Christian leadership	3 Years	3Degree
Diploma in Early Childhood Education	Diploma	Bachelor of Communications Arts	2 Years	3Degree
Diploma in Music	Bachelor	Bachelor of Counselling	3 Years	3Degree
Diploma in Music	Diploma	Bachelor of Development Studies	2 Years	3Degree
Pentecostal Theological College (PTC)		Bachelor of pastoral ministry		3Degree
Bachelor of arts in bible and theology	Bachelors	Certificate in Christian Education	4 Years	1Certificate
Diploma in bible and theology	Diploma	Certificate in Missions	3 Years	1Certificate
St. Mbaaga's Major Seminary		Certificate in Pastoral Ministry		1Certificate
Bachelor of arts with philosophy		Diploma in Christian Education		2Diploma
Bachelor of arts with Theology	Bachelors	Diploma in Christian Leadership	4 Years	2Diploma
Uganda Baptist Seminary	Bachelors	Diploma in Communications	4 Years	2Diploma
Bachelor of Theology	Bachelors	Diploma in Counselling	3 Years	2Diploma
Bachelor of Theology Upgrade	Bachelors	Diploma in Development studies	2 Years	2Diploma
Certificate in Theology	Certificate	Diploma in Missions	3 Years	2Diploma
Diploma in Theology	Diploma	Diploma in Pastoral ministry	3 Years	3Diploma
Diploma of Theology Upgrade	Diploma	Katigondo National Major Seminary	2 Years	
Glad Tidings Bible College		Bachelor of Philosophy		3 Years Bachelor of Phil.
Bachelor of Theology	Degree		4 years	
Certificate in Ministry	Certificate	All Nations Theological College	1 Year	
Diploma in Ministry	Diploma	Certificate in Theology	2 Years	1 Year Certificate
Diploma in Theology	Diploma	Diploma in Theology	2 Years	2 Years Diploma
Cooperatives				
Uganda Cooperative College Kigumba		Toroto Co-operative College		
Diploma in Cooperatives & Business Administration	Diploma	Certificates in Co-operatives	2 Years	1 Year Certificate
Certificate in Project Planning	Certificate	Law Development Centre	6 Month	
Certificate in Cooperatives and Business Administration	Certificate	Cert. for court bailiffs,Brokers&Auctioneers,Clerks,	1 Year	5 weeks Certificate
Diploma in Project Planning & Entrepreneurship	Diploma	Diploma in Law	1 Year	1 Year Diploma

Media and Communication	
Uganda Institute of Business and Media Studies	St.Paul Regional Study Centre
Certificate in Accountancy	Bachelor of Arts with Education
Certificate in Marketing	Bachelor of Business Administration
Certificate in Secretarial Studies	Bachelor of Development Studies
Certificate in Business Management	Bachelor of Divinity
Diploma in Accountancy	Bachelor of Divinity
Diploma in Business Management	Bachelor of Education
Diploma in Journalism	Bachelor of Social Work and Social Administration
Diploma in Marketing	Certificate in Tailoring
Diploma in Purchasing & Supplies	Certificate in Theology Fresher
Diploma in Secretarial Studies	Certificate in Theology Pastors
Certificate in Purchasing & Supplies	Diploma in Education Primary
Uganda Institute of Information and Comm. Tech.	Diploma in Theology
Diploma in Business Administration	Diploma in Theology Fresher
Diploma in Computer Engineering	Diploma in Theology Pastors
Diploma in Computer Engineering	Diploma
Diploma in Technology Business	Diploma
Diploma in Technology Science	Diploma
Diploma in Telecommunications Technology	Diploma
Diploma in Information Technology Business	Diploma
Diploma in Information Technology Science	Diploma
Pre-diploma in Computer engineering	Eastern Institute of Aeronautical Studies
Pre-diploma in Business Administration	Aeronautical Information Services
Pre-diploma in Secretarial Studies	Aircraft /Ramp handling Course initially in Service
Pre-diploma in Telecom engineering	Basic Aeronautical Engineering
Diploma in Project Planning and Management	Cargo Handling(inc. Perishable & Dangerous Goods)
Diploma in Records and Archives	Flight Operation & Flight Dispatches
Diploma in Secretarial Studies	International travel &Tourism Courses
	Other Ground Handling Courses
	Pilots Ground Courses for PPL, CPL, SCPL, ATPL
	Hotels and Tourism
The Crested Crane Hotel & Tourism Training Centre	
Certificate in Service Food & Beverages Service	Uganda Wildlife Training Institute Kasese
Certificate in Service Food Production	Certificate in Wildlife management
Certificate in Service Rooms Division	Diploma in Wildlife management

Diploma in Food & Beverage Services	2 Years	Certificate
Diploma in Hotel Management	3 Years	Diploma
Diploma in Pastry & Bakery	3 Years	Diploma
Diploma in Rooms Division	2 Years	Certificate
Diploma in Tour Guiding & Driving	2 Years	Certificate
Diploma in Tourism Management	3 Years	Diploma
Higher Cert. in Supervisory in Food & Beverages service	6 Months	Higher Certificate
Higher Certificate in Supervisory in Food Production	6 Months	Higher Certificate
Higher Certificate in Supervisory in Front Office	6 Months	Higher Certificate
Higher Certificate in Supervisory in Housekeeping	6 Months	Higher Certificate
Short Courses	3 Months	Certificate
Agriculture programs		
Bukalasa Agricultural College		
Diploma in agriculture	3 Years	Diploma
Diploma in Animal husbandry	3 Years	Diploma
Diploma in animal production and management	2 Years	Diploma
Diploma in crop production and management	2 Years	Diploma
Diploma in dairy technology	3 Years	Diploma
Diploma in leather technology	3 Years	Diploma
Fisheries Training Institute		
Certificate in Fisheries Management	2 Years	Certificate
Certificate in Yatch and Boat building	2 Years	Certificate
Diploma in Fisheries management and technology	2 Years	Diploma
Diploma in Yatch and Boat Building	1 Year	Diploma
Nyabyeya Forestry College Masindi		
Carpentry and Wood Technology	2 Years	Certificate
Certificate in bee keeping	2 Years	Certificate
Certificate in Forestry	2 Years	Certificate
Diploma in Agro Forestry	2 Years	Diploma
Diploma in Forestry	3 Years	Diploma
Arapai Agriculture College		
Certificate in Crop Production and Management	1 Year	Certificate
Certificate in Production and Management	1 Year	Certificate
Diploma in Animal Husbandry	2 Years	Diploma
Diploma in General Agriculture	2 Years	Diploma
Busitema National College of Agric. Mechanisation		
Agricultural Engineering	3 Years	Diploma
Black Smith & Welding	1 Year	Certificate
Certificate in Blacksmith & Welding	1 Year	Certificate
Certificate in Ginning	1 Year	Certificate
Certificate in Plumbing	1 Year	Certificate
Ginning Engineering Diploma	1 Year	Diploma
Mechanical Engineering Craft Practice II	2 Years	Certificate
Motor Vehicle Technician II	2 Years	Certificate
Ordinary Diploma in Electrical Engineering	2 Years	Diploma
Ordinary Diploma in Mechanical Engineering	2 Years	Diploma
Electricity and Electrical Installation	2 Years	Certificate

Appendix 3 Academic /Teaching Staff

InstitutionName	PhDs		Masters		Bach		PGD		Dip		Cert		Full Time			Part Time			Overall			
	M	F	Total	M	F	Total	Total	Total	Total	Total	Total	Total	M	F	Total	M	F	Total	M	F	Total	
Makerere University	276	80	356	453	196	649	324	0	0	0	0	0	0	0	0	0	0	0	0	0	0	1436
Mbarara University of Science and Tech	23	8	31	0	0	98	60	0	0	0	0	0	126	46	172	6	6	12	135	55	190	
Kyambogo University	56	13	69	259	135	394	53	7	7	0	0	0	298	122	420	107	80	187	301	87	607	
Gulu University	15	2	17	79	39	118	88	19	0	0	0	0	154	29	183	0	0	0	301	87	388	
Busitema University	6	1	7	0	0	0	0	0	0	0	0	0	0	0	0	0	0	0	27	21	48	
Islamic University in Uganda	20	4	24	48	20	68	43	5	0	0	0	0						105	35	140		
Uganda Christian University	23	9	32	112	53	165	139						69	40	109	150	77	227	219	117	336	
Uganda Matyrs University Nkozi	21	3	24	46	27	73	29						79	39	118	52	26	78	131	65	196	
Ndejje University	1	0	1	20	10	30	16	0	0	0	0	0	0	0	0	0	0	0	84	28	112	
Bugema University	4	0	4	28	20	48	15	0	0	0	0	0	29	16	45	21	9	30	50	25	75	
Nkumba University	16	3	19	78	36	114	31	5	0	0	0	0	94	36	130	25	14	39	101	38	139	
Kampala International University	84	4	88	194	72	266	86	0	0	0	0	0	253	49	302	112	26	138	338	102	440	
Aga Khan University	1	0	1	3	3	6	6	0	0	0	0	0	2	5	7	1	2	3	5	10	15	
All Saints University Lango	2	0	2	10	2	9	9	0	2	0	0	0	10	4	14	6	5	11	20	5	25	
Busoga University	6	1	7	50	14	64	93	4					66	13	79	77	35	112	144	42	196	
Cavendish University	4	2	6	33	14	47	4	3	0	0	0	0	16	4	20	24	16	40	40	20	60	
Bishop Staurt University	6	0	6	33	9	42	22	2	-	-	-	-	59	22	81	39	10	49	98	32	130	
Kabale University	13	1	14	28	11	39	42	0	0	0	0	0	38	14	52	33	10	43	72	23	95	
Kumi University	0	0	0	0	0	0	0	0	0	0	0	0	0	0	0	0	0	0	0	0	0	
Uganda Pentecoastal University	2	0	2	40	15	35	63	0	0	0	0	0	41	16	57	50	13	63	92	28	120	
St. Lawrence University	5	1	6	46	13	59	25						23	8	31	41	18	59				
Kampala University	18	0	18	31	11	42	6	0	0	0	0	0	48	11	59	7	0	7	55	11	66	
Mountains of the Moon University	2		2	16	2	18	24						38	6	44	24	1	25	65	9	74	
Muteesa 1 Royal University	2	2	4	11	16	27	6												30	63	93	
International Health Sciences Univ	1	1	2	9	20	29	9						5	17	22	11	7	18	16	24	40	
Bishop Barham University College	27	4	31	0	0	0	24	0	0	0	0	0	0	0	0	0	0	0	0	0	0	
Makerere University Business School	15	7	22										107	36	143	73	10	83	180	46	226	
Uganda Management Institute	2	0	2	16	5	21	3	1	0	0	0	0	22	7	29	31	12	43	0	0	0	
Team Institute of Business Management	0	0	0	10	2	12	63	5	25	0	0	0	7	0	7	87	11	98	94	11	105	
Arapai Agricultural College	0	0	0	3	1	4	5	0	3	0	0	0	11	1	12	5	1	6	16	2	18	

Bukalasa Agricultural College	0	0	0	0	0	5	0	0	9	0	0	19	8	27	2	1	3	19	8	27
Nyabeya Forestry College Masindi	1	0	1	11	1	12	14	0	3	2	27	5	32	0	0	0	0	27	5	32
Butabika Sch. Of Psychiatric Nursing	0	0	0	0	1	1	2	0	6	1	3	7	10	0	0	0	0	7	7	14
Butabika Sch of Psych Clinical Officers					2	2	3		3	4							3	9	12	
Chemiquip Int Sch for Lab training							0		7		2			2	8		8	10	0	10
Ernest Cook Ultra Sound ReseachEduc. Institute	0	0	0	6	6	12	4	3	0	0	3	3	6	6	6	7	13	9	10	19
Jinja School of Nursing and Midwifery				1	2	3	3		12		0	8	8	4	4	6	10	4	14	18
Kabale Institute of Health sciences	0	0	0	0	0	0	2	0	9	0	1	0	1	7	3	10	8	3	11	
Medicare Health Professionals	0	0	0	2	0	2	3	6	19	3	15	2	17	11	5	16	0	0	0	0
School of Clinical Officers-Gulu	0	0	0	0	0	0	5	0	2	0	6	1	7	9	5	14	6	1	7	
School of Clinical Officers Fortportal				4	0	4	9		32		4	1	5	20	7	27	24	8	32	
School of Hygiene Mbale	0	0	0	1	0	1	6	1	4	1	10	1	11	2	0	2	10	1	11	
Machsu School of Clinical	0	0	0	7	0	7	8	15	2	4	26	4	36	0	0	0	26	8	34	
Masaka Sch of Comprehensive Nursing	0	0	0	2	1	3	4	0	7	1	2	2	4	3	7	10	9	5	14	
Medical Laboratory Technician's School, Jinja	0	0	0	0	1	1	7	5	1	0	4	1	5	6	1	7	12	2	14	
Mulago paramedical schools	1	1	2	7	2	9	15	5	116	302	46	11	57			24	32	14	46	
Ophthalmic Clinical Officers Training School				2	2	4			8								6	6	12	
Soroti School of Comprehensive Nursing	0	0	0	0	1	1	3	5	2	0	1	4	5	2	6	8	2	5	7	
School of Clinical Officers-Mbale	0	0	0	0	0	0	0	0	0	0	0	0	0	0	0	0	0	0	0	0
International Institute of Health science				1	0	1	0	0	11	0	2	2	4	5	3	8	7	5	12	
All Nations Theological College	1	0	1	7	0	7	10	2			5	0	5	14	1	15				
Africa Theological Seminary				7	13	4	16				4		4	32	4	36	36	4	40	
Glad Tidings Bible College	2	0	2	12	1	13	13	0	0	0	3	0	3	21	4	25	24	4	28	
Institute of Advanced Leadership	0	0	0	0	0	0	0	0	0	0	0	0	0	0	0	0	0	0	0	0
Katigondo National Major Seminary	8	0	8	7	0	7	5	1	1	0	16	0	16	6	0	6	22	0	22	
Kampala Evangelical School of Theology	5	0	5	4	2	6	1				5	3	8	4	0	4	9	3	12	
Uganda Bible Institute	0	0	0	6	0	6	7	0	1	0	6	1	7	4	3	7	10	4	14	
Uganda Baptist Seminary	2	0	2	7	0	7	10				8	1	9	10	0	10				
Pentacostal Theological College (PTC)	0	0	0	3	0	3	4	0	1	0	7	1	8	0	0	0	7	1	8	
Uganda Institute of Business and Media Studies	0	0	0	2	0	2	10	0	4	0	6	1	7	6	3	9	0	0	0	0
Uganda Inst. of Information and Comm Tech	0	0	0	4	19	23	23	9	3	0	14	0	14	45	0	14	0	0	0	0
UMCAT Sch of Journalism & Mass Comm	0	0	0	0	0	0	22	0	3	0	10	2	12	15	2	17	25	4	29	
International Inst of Business & Media Studies	0	0	0	1	0	1	9	0	5	1	3	2	5	6	4	10	0	0	0	0

Uganda College of Commerce Aduku	0	0	0	2	1	3	23	0	7	0	15	4	19	8	6	14	23	10	33
Uganda College of Commerce Kabale				4	0	5	18	6									23	7	30
Uganda College of Commerce Pakwach	0	0	0	2	1	3	25	0	0	0	25	3	28	0	0	0	25	3	28
Uganda College of Commerce Soroti				8		8	26	6	25	9	19	5	24	4	4	4	23	5	28
Uganda College of Commerce Tororo	0	0	0	3	2	5	23	1	5	0	22	10	32	8	0	8	0	0	0
Progressive Institute of Business				1		1	10	32	6	1									
Rwenzori College of Commerce	0	0	0	0	0	0	3	0	8	0	5	2	6	3	1	4	8	2	10
Royal Institute of Business and Tech Education	0	0	0	0	0	0	2	0	10	5	6	3	9	2	1	3	8	4	12
Rosa Mystica Inst of Bus & Voc Train. Fortportal				0	1	1	3		14	5	2	5	7	10	6	16	13	10	23
Uganda Institute of Banking and Fin.				9	4	13	10										18	5	23
United College of Business Studies	0	0	0	0	0	0	5	0	9	0	3	2	5	8	1	9	11	3	14
Institute of Accountancy & Commerce	0	0	0	0	0	0	5	1	11	0	10	3	13	2	2	4	12	5	17
International School of Business and Technology	0	0	0	10	3	13	5	0	0	0	11	3	14	3	1	4	14	4	18
Int. College of Bus. & Computer Science							5	1	4	0	3	1	4	3	3	6	6	4	10
International Institute of Educ. Katwe	0	5	5	6	0	6	18	0	0	0	16	3	19	9	1	10	4	29	5
Mbarara Business Institute	0	0	0	0	0	0	7	0	3	0	2	4	6	4	0	4	6	4	10
Kampala College of Business	0	0	0	0	0	0	7	0	0	0	0	0	0	10	2	12	9	2	11
Kabarole College of Commerce							7	2	5	2	6	1	7	4	3	7	10	4	14
Kampala Col of Commerce & Advanced Studies	0	0	0	0	0	0	8	0	5	0	0	0	0	0	0	0			12
Kyotera College of Business Studies	0	0	0	0	0	0	3	0	4	0	3	1	4	1	2	3	0	0	0
Light Bureau of Accountancy College				1	1	2	13	7	2	2	10	3	13	4	9	13	20	6	26
Multi- Tech Mgmt Accountancy Programme	0	0	0	0	0	5	21	0	3	0	28	3	31	15	2	17	0	0	48
Makerere Business Institute	0	0	0	2	2	4	14	0	2	0	9	3	12	5	1	6	15	5	20
Maganjo Institute of Career Education				1		1	12	2	10		4	1	5	15	4	19	20	4	24
Nyamitanga Col. of Business Studies	0	0	0	1	1	2	13	3	1	0	11	5	16	0	0	0	11	5	16
Nakawa Institute of Business Studies	0	0	0	10	2	12	30	1	3	0	28	3	31	14	1	15	42	4	46
YMCA College of Business Studies	0	0	0	0	1	1	17	0	13	2	14	9	23	5	5	10	19	14	33
YWCA Training Institute	0	0	0	0	0	0	27	2	10	1	8	24	32	5	9	13	14	32	46
Zenith Business College	0	0	0	4	4	8	16	3	2	0	10	0	10	10	3	13	20	3	23
The College of Business Studies	0	0	0	0	0	0	0	0	14	0	0	0	0	12	2	14	12	2	14
Tropical Col of Commerce & Computer Studies				1		1	2	0	6	1	2	3	5	1	4	5	4	6	10
Bridge Tutorial College							2	0	6	3	3	0	3	9	0	9			
Bethel Training Institute	0	0	0	3	0	3	5	3	0	0	5	1	5	0	6	6	10	1	11
College of Business and Management Studies	0	0	0	1	0	1	7	1	1	0	4	0	4	2	4	10	6	4	10
College of Business Studies Uganda	0	0	0	0	0	0	2	0	7	0	5	1	6	2	1	3	7	2	9
Fortportal Institute of Commerce							6	1	13		3		3	16		16	17	3	20

Great Lakes Regional College	1	0	1	12	2	14	24	6	0	24	9	33	10	2	12	28	17	45
Higher Learning Institute of Business Masaka	0	0	0	0	0	0	4	3	6	4	2	6	7	0	7	11	2	13
African College of Commerce				1	1	2	28	8		20	5	25	8	5	13	28	10	38
Aptech Computer Education Centre				3		3	8			10	1	11				10	1	11
Ankole West Institute of Science and Technology	3	0	3	12	8	20	21	0	3	20	10	30	10	7	17	31	16	47
Buganda Royal Inst. of Bus. &Tech Education	1	0	1	3	0	3	0	0	0	34	14	48	19	10	29	53	24	77
College of Professional Development	0	0	0	6	2	8	53	0	0	15	5	20	34	7	41	40	13	53
Centre for Procurement Management	7	6	13	4	3	7	4	0	0	8	6	14	6	4	10	0	0	0
Celak Vocational College	0	0	0	5	2	7	4		4	8	3	11				10	5	15
Institute of Management Science a&Technology	0	0	0	1	0	0	25	2	4	9	5	14	16	2	18	25	7	32
Nkokonjeru Inst of Management & Technology							4	1	7	1	4	8	3	2	5	10	3	13
Makerere Int Inst of Env Devt & Practical Skills	2	0	2	11	1	12	17	0	2	30	3	33	0	0	0	29	4	33
Skills Resource Centre	0	0	0	9	5	14	0	0	0	0	0	0	0	0	0	0	0	0
AICM Vocational Training College	0	0	0	2	0	2	8	0	13	18	3	21	10	0	10	26	5	31
Management Training and Advisory Centre	0	0	1	5	0	5	5	1	0	10	2	12	17	4	21	10	2	12
Liberty College of Management and Journalism	0	0	0	0	0	0	3	1	4	0	4	4	3	1	4	7	1	8
Makerere Institute of Admin Management	0	0	0	0	0	0	3	0	2	1		3			3		6	
Mbarara Institute for Social Devt	0	0	0	0	0	0	8	3	10	3	13	9	22	1	2	14	10	24
Makerere Institute for Social Devt.	0	0	0	2	1	3	1	2	0	0	0	0	0	0	0	13	11	24
Nile Institute of Mgmt Studies Arua	0	0	0	1	0	1	17	1	8	9	29	4	33	0	2	31	4	35
Nile Management Training Centre									6							6		6
Nsamizi Training Institute of Social Devt	4	0	4	3	2	5	34	0	8	23	18	41	9	2	11	33	20	52
Visions Inst. of Pub. Relations and Management	0	0	0	1	0	1	12	0	0	3	3	6	7	0	7	10	3	13
Rukungiri Institute of Management	0	0	0	0	0	0	6	3	7	5	0	5	11	0	11	8	8	16
Bishop Magambo Counsellor Training Institute	1		1	1	3	4				2	2	4	2	2	4	8	6	14
Kabalega College Masindi				6	2	8	34		1	12	6	18	20	5	25	32	11	43
Nakanyonyi Teachers College	0	0	0	0	0		17	0	1	0	1	1	12	3	16	14	4	18
National Teachers College Unyama				9	0	0	41			32	7	39	11	0	0	43	7	50
National Teachers College Mubende	0	1	1	7	3	10	56			26	7	33	22	1	23	48	8	56
National Teachers College Kabale	0	0	0	8	1	9	41	1	0	38	13	51	0	0	0	38	13	51
National Teachers College-Kaliro	0	0	0	18	2	20	29	0	0	42	6	48	1	0	1	43	6	49

The state of higher education in Uganda, 2010

National Teachers College Muni	0	0	0	10	5	15	44	0	1	0	35	7	42	13	5	18	48	12	60
Uganda Wildlife Train Institute Kasese	0	0	0	0	0	0	10	0	0	0	6	0	6	3	1	4	9	1	10
Pearlcrest Hospitality Training Institute							3		1	5		6	6		3	3	0	9	9
The Crested Crane Hotel & Tourism Training	0	0	0	3	0	3	7	0	7	0	6	6	12	4	1	5	10	7	17
Uganda Technical College Bushenyi	0	0	0	5	0	5	5	0	21	3	31	2	34	0	0	0	31	2	33
Uganda Technical College Elgon	0	0	0	3	0	3	8	0	28	6	28	3	31	11	3	14	39	6	45
Uganda Technical College Kicwamba	0	0	0	0	0	0	4	0	23	8	18	0	18	15	2	17	35	2	37
Uganda Technical College Lira	0	0	0	0	0	0	9	0	11	24	17	1	18	22	3	25	40	3	43
Uganda Technical Collegeg Masaka				1		1	1		14	2	6		6	11		11			
Law Development Centre	0	0	0	5	5	10	40	40	0	0	27	13	40	5	15	20	27	13	40
Meteorological Training Institute	0	0	0	0	0	0	0	0	6	0	4	0	4	2	0	2	6	0	6
Tororo Co-operative College																	5		5
Uganda Cooperative College Kigumba	0	0	0	4	0	4	9	2	3	0	14	0	14	4	2	6	20	2	22
Artfield Institute of Design				1	1	2	5						5			2	5	2	7
Michelangelo College of Creative Arts, Kisubi				3		3	4		1		7	1	8				7	1	8
St Paul Regional Study Center Arua	1	0	1	17	3	20	21	0	1	0	3	0	3	35	4	39	37	5	42
	691	159	858	2026	870	2967	2621	209	734	516	2791	905	3708	1788	640	2419	5134	1890	7785

Appendix 4 Academic staff adequacy

InstitutionName	Enrolment	Teaching Staff	Staff
	Overall	Overall	Student
	Total	Total	Ratio
Makerere University	33112	1436	23
Mbarara University of Science and Technology	2778	190	14
Kyambogo University	22290	607	36
Gulu University	3752	388	10
Busitema University	762	48	15
Islamic University in Uganda	3883	140	27
Uganda Christian University	7897	336	23
Uganda Matyrs University Nkozi	3416	196	17
Ndejje University	3025	112	27
Bugema University	1245	75	17
Nkumba University	6804	139	
Kampala International University	13938	440	32
Aga Khan University	143	15	10
All Saints University Lango	289	25	12
Busoga University	1720	196	9
Cavendish University	530	60	9
Bishop Staurt University	2820	130	22
Kabale University	2202	95	23
Kumi University	751		
Uganda Pentecoastal University	845	120	7
St. Lawrence University	1607		
Kampala University	600	66	9
Mountains of the Moon University	807	74	10
Muteesa 1 Royal University	1828	93	20
African Bible University	104		
International Health Sciences University	763	40	19
Fairland University	875		
Bishop Barham University College	687		
Makerere University Business School	10731	226	47
Uganda Management Institute	950		
Team Institute of Business Management	656	105	6
Arapai Agricultural College	555	18	31
Bukalasa Agricultural College	235	27	9
Fisheries Training College	250		
Nyabyeya Forestry College Masindi	253	32	8
Health Tutors College Mulago	40		
Butabika Sch. Of Psychiatric Nursing	338	14	24
Butabika School of Psychiatric Clinical Officers	467	12	39
Chemiquip International school for Labaratory training	139	10	14
Ernest Cook Ultra Sound Research Education Institute	67	19	4
Jinja School of Nursing and Midwifery	873	18	49
Kabale Institute of Health sciences	71	11	6
Medicare Health Professionals	306		
School of Clinical Officers-Gulu	276	7	39
School of Clinical Officers Fortportal	431	32	13

School of Hygiene Mbale	392	11	36
Machsu School of Clinical	158	34	5
Masaka School of Comprehensive Nursing	295	14	21
Medical Laboratory Technician's School, Jinja	361	14	26
Mulago paramedical schools	1418	46	31
Ophthalmic Clinical Officers Training School	14	12	1
Soroti School of Comprehensive Nursing	190	7	27
School of Clinical Officers-Mbale	289		
International Institute of Health science	149	12	12
All Nations Theological College	49		
Africa Theological Seminary	183	40	5
Glad Tidings Bible College	208	28	7
Institute of Advanced Leadership	188		
Katigondo National Major Seminary	247	22	11
Kampala Evangelical School of Theology	24	12	2
Reformed Theological College	97		
Uganda Bible Institute	146	14	10
Uganda Baptist Seminary	296		
St. Paul National Seminary Kinyamasika	98		
Pentacostal Theological College (PTC)	44	8	6
Uganda Institute of Business and Media Studies	137		
Uganda Institute of Information and Communications Tech	1004		
UMCAT School of Journalism and Mass Communication	300	29	10
International Institute of Business and Media Studies	179		
Uganda College of Commerce Aduku	918	33	28
Uganda College of Commerce Kabale	772	30	26
Uganda College of Commerce Pakwach	689	28	25
Uganda College of Commerce Soroti	744	28	27
Uganda College of Commerce Tororo	1076		
Rwenzori College of Commerce	117	10	12
Royal Institute of Business and Technical Education	210	12	18
Rosa Mystica Inst of Business & Voc Training Fortportal	231	23	10
Uganda Institute of Banking and Finance	319	23	14
United College of Business Studies	98	14	7
Institute of Accountancy and Commerce	251	17	15
International School of Business and Technology	330	18	18
International College of Business and Computer Science	60	10	6
International Institute of Education Katwe	320	5	64
Mbarara Business Institute	148	10	15
Kampala College of Business	107	11	10
Kabarole College of Commerce	144	14	10
Kampala College of Commerce and Advanced Studies	77	12	6
Kyotera College of Business Studies	75		
Light Bureau of Accountancy College	124	26	5
Multi- Tech Management Accountancy Programme	1600	48	33
Makerere Business Institute	647	20	32
Makerere College of Business and Computer Studies Rukungiri	156		
Maganjo Institute of Career Education	807	24	34
Nyamitanga College of Business Studies	368	16	23

Nakawa Institute of Business Studies	317	46	7
YMCA College of Business Studies	558	33	17
YWCA Training Institute	744	46	16
Zenith Business College	525	23	23
The College of Business Studies	91	14	7
The college for Professional Development			
Tropical College of Commerce and Comp. Studies	68	10	7
Bridge Tutorial College	87		
Bethel Training Institute	619	11	56
College of Business and Management Studies	50	10	5
College of Business Studies Uganda	60	9	7
Fortportal Institute of Commerce	112	20	6
Great Lakes Regional College	319	45	7
Higher Learning Institute of Business Masaka	77	13	6
African College of Commerce	563	38	15
Aptech Computer Education Centre	346	11	31
Ankole West Institute of Science and Technology	823	47	18
Buganda Royal Institute of Business and Technical Education	904	77	12
College of Professional Development	365	53	7
Centre for Procurement Management	330		
Celak Vocational College	432	15	29
Datamine Technical Business School	658		
Institute of Management Science and Technology	463	32	14
Management and Accountancy Training Company Limited	1963		
Ombachi Management Vocational Institute			
Nkokonjeru Institute of Management and Technology	116	13	9
Makerere International Inst of Env Devt & Practical Skills	0	33	
Skills Resource Centre	27		
AICM Vocatraing Training College	450	31	15
St. Joseph Poly Technic Institute	1222		
Management Training and Advisory Centre	119	12	10
Liberty College of Management and Journalism	30	8	4
Makerere Institute of Administrative Management	46	6	8
Mbarara Institute for Social Development	368	24	15
Makerere Institute of Management	1,096		
Makerere Institute for Social Development	1211	24	50
Nile Institute of Management Studies Arua	643	35	18
Nile Management Training Centre	30	6	5
Nsamizi Training Institute of Social Devt	1519	52	29
Visions Institute of Public Relations & Management	142	13	11
Transcontinental Institute of Management			
Rukungiri Institute of Management	75	16	5
Bishop Magambo Counsellor Training Institute		14	
Kabalega College Masindi	597	43	14
Nakanyonyi Teachers College	111	18	6
National Teachers College Unyama	1676	50	34
National Teachers College Mubende	1385	56	25
National Teachers College Kabale	1403	51	28
National Teachers College-Kaliro	1389	49	28

National Teachers College Muni	1356	60	23
Uganda Wildlife Training Institute Kasese	101	10	10
Pearlcrest Hospitality Training Institute	11	9	1
The Crested Crane Hotel & Tourism Training Centre	114	17	7
Uganda Technical College Bushenyi	384	33	12
Uganda Technical College Elgon	922	45	20
Uganda Technical College Kicwamba	577	37	16
Uganda Technical College Lira	661	43	15
Uganda Technical College Masaka	397		
Law Development Centre	800	40	20
Meteorological Training Institute	39	6	7
Institute of Survey and Land Management	30		
East African School of Aviation, Soroti	147		
Tororo Co-operative College	75	5	15
Uganda Cooperative College Kigumba	391	22	18
Artfield Institute of Design		7	
Michelangelo College of Creative Arts, Kisubi	195	8	24
St Paul Regional Study Center Arua	489	42	12
IACE Makerere University-Fortportal	150		
	183985	7785	23

Appendix 5 Staff development

Institution	PhD	Mast	PGD	Bach	Dip	P.Cert	Total
Makerere University	312	88	1	7		2	410
Mbarara University of Science and Technology	2	3	4	11		8	28
Gulu University	16	44	1				61
Islamic University in Uganda	17	2					19
Kampala International University	13	134					147
Ndejje University	1	6		4			11
Aga Khan University Uganda	1	1	1	2		0	5
Kampala University	5	5					10
Nkumba University	6	20		16			42
Kabale University	1	4		3			8
Busoga University	11	22	7				40
Bugema University	4	12		6		2	24
Uganda Pentecostal University		17	7				24
Bishop Staurt University	2	4					6
Mountains of the Moon University	5	5		2		1	13
Cavendish University	5	5					10
Fairland University		7					7
Uganda Management Institute	8	6				2	16
Bishop Barham University College	2	6					8
African College of Commerce			1	1			2
Aptech Computer Education Centre						8	8
Bukalasa Agricultural College		4					4
Bishop Magambo Counsellor Training Institute		1		3			4
Buganda Royal Inst of Business and Technical Education				4			4
Butabika sch of psychiatric Nursing				1			1
Butabika School of Psychiatric Clinical Officers		2					2
Bridge Tutorial College			1			5	6
Ernest Cook Ultra Sound Research Education Institute	1	1					2
Fortportal Institute of Commerce				2			2
Fisheries Training College		4	1	4			9
Great Lakes Regional College		5		3		4	12
HighLearning Institute of Business Professionals		1		2			3
Health Tutors College Mulago				2			2
Institute of Accountancy and Commerce Arua			3	6		1	10
Institute of Management Science and Technology		2	3	4			9
Kampala Evangelical School of Theology	4						4
Kiima College of Business Studies				1			1
Light Bureau of Accountancy College				1		2	3
Mbarara Business Institute				4			4
Mult-Tech Management Accountancy Programme		10				13	23
Makerere Business Institute		4				1	5
Michelangelo College of Creative Arts , Kisubi		1		1			2
Maganjo Institute of Career Education				2			2
Mityana Institute of Animal Husbandry		2					2
Makerere International Inst. of Env. Dev. and Pract Skills		10					10
Mulago Paramedical Schools	2	9					11

Machsu School of Clinical			1				1
Nyamitanga College of Business Studies		1		6			7
National Teachers College Unyama		5		1			6
Nakawa Institute of Business Studies	1	7		3			11
Nile Institute of Management Studies Arua				3			3
Nkokonjeru Institute of Management and Technology						8	8
National Teachers College Mubende	2						2
National Teachers College Kabale		8		1			9
Nsamizi Training Institute of Social Devt	2	14			2		18
Paramedical School Mulago	1	1	1	5			8
Pentecostal Theological College (PTC)	1	1					2
Rukungiri Institute of Management			5	3			8
School of Hygiene Mbale		2					2
St. Mbaaga's Major Seminary				2			2
School of Clinical Officers-Mbale				2			2
St. Paul National Seminary Kinyamasika		1		1			2
St Paul Regional Study Center Arua		4		1	1		6
Skills Resource Centre					2		2
Soroti School of Comprehensive Nursing				2	1		3
Uganda Baptist Seminary		5					5
Uganda College of Commerce Aduku		2		3			5
Uganda College of Commerce Kabale		8					8
Uganda College of Commerce Pakwach		2		4			6
Uganda College of Commerce Soroti		5					5
Uganda College of Commerce Tororo		4	1	14	4		23
Uganda Cooperative College Kigumba		2		1			3
Uganda Institute of Business and Media Studies				2			2
Uganda Institute of Information and Comm. Technology		4		1			5
Uganda Technical College Bushenyi	1			1			2
Uganda Technical College Elgon		4		9	3		16
Uganda Technical College Kicwamba					6		6
Uganda Technical College Lira				1			1
Uganda Wildlife Training Institute Kasese		2					2
Visions Institute of Public Relations and Management	1						1
YMCA College of Business Studies		1	1	1			3
Zenith Business College		1					1
Total	427	531	39	159	19	57	1232

Appendix 6 Physical infrastructure

InstitutionName	Lecture			Library		Furniture	
	Enrol	Lecture Space	space per student	Library Space	space per student	Chairs	Table/D
	Makerere University	33112	19262	0.6	5618	0.2	0
Mbarara University of Science and Technology	2778	1890	0.7	540	0.2	1451	0
Kyambogo University	22290						
Gulu University	3752	2524	0.7	610	0.2	2076	
Islamic University in Uganda	3883						
Uganda Christian University	7897	3816	0.5	5246	0.6	2960	
Uganda Matyrs University Nkozi	3454	1235	0.4	1033	0.3	1084	269
Ndejje University	2883						
Bugema University	1245	1453	1.2	390	0.3	1320	300
Nkumba University	6804	3191	0.5	1538	0.2	2976	
Kampala International University	13938	3276	0.2	0	0.0	4503	897
Aga Khan University	143	198	1.4	151	1.1	195	96
All Saints University Lango	289		0.0		0.0	200	20
Busoga University	1720		0.0		0.0		
Cavendish University	530	1200	2.3		0.0	455	100
Bishop Staurt University	2820	1329	0.5	270	0.1	2000	325
Kabale University	2202		0.0	545	0.2	1050	88
Kumi University	751						
Uganda Pentecoastal University	845	495	0.6	236	0.3	564	96
St. Lawrence University	1607		0.0		0.0		
Kampala University	600	684	1.1	212	0.4	810	355
Mountains of the Moon University	614		0.0		0.0		
Muteesa 1 Royal University	1828	2117	1.2	487	0.3		
African Bible University	104		0.0		0.0		
International Health Sciences University	763	738	1.0	160	0.2	817	112
Bishop Barham University College	687	808	1.2	384	0.6	157	29
Uganda Management Institute	950	603	0.6	189	0.2	972	522
Team Institute of Business Management	656	1566	2.4	120	0.2	198	31
Nyabyeya Forestry College Masindi	656	720	1.1	168	0.3	240	120
Butabika School of Psychiatric Clinical Officers	467	75	0.2	30	0.1	500	40
Chemiquip International school for Lab. Training	139		0.0		0.0		
Ernest Cook Ultra Sound Research Educ. Institute	67	0	0.0	0	0.0	68	13
Jinja School of Nursing and Midwifery	873		0.0		0.0	492	141
Kabale Institute of Health sciences	71	86	1.2	62	0.9	80	0
Medicare Health Professionals	306	350	1.1	40	0.1	0	20
School of Clinical Officers-Gulu	276						
School of Hygiene Mbale	392	1402	3.6	1584	4.0	205	102
Machsu School of Clinical	158	0	0.0	0	0.0	0	0
Masaka School of Comprehensive Nursing	295	295	1.0	210	0.7	402	29
Medical Laboratory Technician's School, Jinja	361	351	1.0	56	0.2	0	0
Mulago paramedical schools	1418		0.0		0.0	750	300

Soroti School of Comprehensive Nursing	190	54	0.3	42	0.2	160	160
All Nations Theological College	49		0.0		0.0	43	87
Africa Theological Seminary	183		0.0		0.0	80	31
Glad Tidings Bible College	208		0.0		0.0	114	39
Katigondo National Major Seminary	247	340	1.4	230	0.9	780	38
Reformed Theological College	97	947	9.8	231	2.4	200	0
Uganda Bible Institute	146	562	3.8	148	1.0	200	60
Uganda Baptist Seminary	296	163.5	0.6	130	0.4	222	70
Pentacostal Theological College (PTC)	44	3460	78.6	47	1.1	220	26
Uganda Institute of Information & Comm. Tech	1004	1880	1.9	141	0.1	850	230
UMCAT Sch. of Journalism & Mass Comm.	300	60	0.2	25	0.1	200	40
International Institute of Bus. & Media Studies	179	228	1.3	720	4.0	150	60
Uganda College of Commerce Aduku	918	824	0.9	324	0.4	74	157
Uganda College of Commerce Kabale	772	1188	1.5	96	0.1	80	372
Uganda College of Commerce Pakwach	689	135	0.2	65	0.1	560	20
Uganda College of Commerce Soroti	744	1219	1.6	59	0.1	381	42
Uganda College of Commerce Tororo	1076	0	0.0	0	0.0	570	31
Royal Institute of Business & Technical Education	210	200	1.0		0.0	70	100
Rosa Mystica Inst of Bus. & Voc Train. Fortportal	231		0.0		0.0	250	200
United College of Business Studies	98	0	0.0	0	0.0	50	48
Institute of Accountancy and Commerce	251	120	0.5	4	0.0	87	91
International School of Business and Technology	330	600	1.8	100	0.3	598	126
International College of Bus. & Computer Science	60	8	0.1	5	0.1	60	0
Mbarara Business Institute	148		0.0		0.0	8	124
Kampala College of Business	107	0	0.0	0	0.0	350	300
Kabarole College of Commerce	144	168	1.2	48	0.3	16	13
Kampala College of Commerce and Adv. Studies	77	0	0.0	0	0.0	0	0
Kyotera College of Business Studies	75	576	7.7	0	0.0	20	18
Light Bureau of Accountancy College	124		0.0		0.0	90	40
Multi- Tech Management Accountancy Programme	1600	1030	0.6	108	0.1	0	0
Makerere Business Institute	647	1624	2.5	61	0.1	796	502
Maganjo Institute of Career Education	807	329	0.4	263	0.3	50	48
Nyamitanga College of Business Studies	368	355	1.0	200	0.5	650	500
Nakawa Institute of Business Studies	317	236	0.7		0.0	274	100
YMCA College of Business Studies	558	0	0.0	7	0.0	276	80
YWCA Training Institute	744		0.0		0.0	383	206
Zenith Business College	525	358	0.7	25	0.0	245	176
The College of Business Studies	91	0	0.0	0	0.0	120	100
Tropical Col. of Commerce and Computer Studies	68		0.0		0.0	60	12
Bridge Tutorial College	87	0	0.0	0	0.0	10	90
Bethel Training Institute	619	80	0.1	17	0.0	120	45
College of Business and Management Studies	50		0.0		0.0	0	8
College of Business Studies Uganda	60	82	1.4	14	0.2	618	30
Great Lakes Regional College	319		0.0		0.0	420	60
Higher Learning Institute of Business Masaka	77	0	0.0	0	0.0	10	80
African College of Commerce	563	617	1.1	47	0.1	489	467
Aptech Computer Education Centre	346	280	0.8	80	0.2	170	50
Ankole West Institute of Science and Technology	823	444	0.5	122	0.1	432	65
Buganda Royal Institute of Bus. & Tech. Education	904	0	0.0	0	0.0	506	65

Summary of Physical Infrastructure

Celak Vocational College	432	523	1.2	104	0.2	50	300
Institute of Management Science and Technology	463	240	0.5	40	0.1		
Makerere Int Inst of Env Devt & Practical Skills		846		82		220	50
Skills Resource Centre	27	14	0.5	0	0.0	110	20
AICM Vocatraing Training College	450	880	2.0	23	0.1	71	465
Management Training and Advisory Centre	119	1058	8.9	297	2.5	430	81
Liberty College of Management and Journalism	30		0.0		0.0	60	30
Makerere Institute of Administrative Management	46	100	2.2	25S		57	11
Mbarara Institute for Social Development	368	244	0.7	48	0.1	200	140
Nile Institute of Management Studies Arua	643	546	0.8	56	0.1	668	343
Nile Management Training Centre	30	510	17.0		0.0	21	6
Visions Inst. of Public Relations & Management	142	240	1.7	75	0.5	80	30
Rukungiri Institute of Management	75		0.0		0.0	20	20
Kabalega College Masindi	597	703	1.2	119	0.2	395	60
Nakanyonyi Teachers College	111		0.0		0.0	42	50
National Teachers College Unyama	1676	770	0.5		0.0	80	120
National Teachers College Mubende	1385	36	0.0	36	0.0	490	130
National Teachers College Kabale	1403	1451	1.0	348	0.2	1450	1099
Uganda Technical College Kicwamba	577	455	0.8	60	0.1	600	210
Uganda Technical College Lira	661	330	0.5	40	0.1	192	268
Uganda Technical Collegeg Masaka	397		0.0		0.0	155	180
Law Development Centre	800		0.0		0.0	1000	30
Meteorological Training Institute	39	510	13.1	0	0.0	21	6
Uganda Cooperative College Kigumba	391	253	0.6	214	0.5	490	210
Michelangelo College of Creative Arts, Kisubi	195	3460	17.7	47	0.2	220	26
St Paul Regional Study Center Arua	489	360	0.7	72	0.1	482	41
	183985	98400	0.5	24999	0.1	43265	13217

Appendix 7 Books

InstitutionName		Books	Books per Student
Makerere University	33112	623767	19
Mbarara University of Science and Technology	2778	34800	13
Kyambogo University	22290		
Gulu University	3752	15700	4
Islamic University in Uganda	3883	41423	10
Uganda Christian University	7897	140000	17
Uganda Matyrs University Nkozi	3454	20770	8
Ndejje University	3025		
Bugema University	1245	68623	55
Nkumba University	6804	18100	2
Kampala International University	13938	34000	2
Aga Khan University	143	1000	7
All Saints University Lango	289	554	2
Busoga University	1720	74383	43
Cavendish University	530	1000	2
Bishop Staurt University	2820	53958	19
Kabale University	2202	28,881	13
Kumi University	751		
Uganda Pentecoastal University	845	13,982	17
St. Lawrence University	1607		0
Kampala University	600	20,000	33
Mountains of the Moon University	614		0
Muteesa 1 Royal University	1828	1000	1
African Bible University	104		0
International Health Sciences University	763		0
Bishop Barham University College	687	30918	45
Uganda Management Institute	950	30900	33
Team Institute of Business Management	656	172	0
Nyabyeya Forestry College Masindi	656		0
Butabika School of Psychiatric Clinical Officers	467	1082	2
Chemiquip International school for Laboratory training	139		0
Ernest Cook Ultra Sound Research Education Institute	67	150	2
Jinja School of Nursing and Midwifery	873	5680	7
Kabale Institute of Health sciences	71	800	11
Medicare Health Professionals	306	2000	7
School of Clinical Officers-Gulu	276		0
School of Hygiene Mbale	392	3917	10
Machsu School of Clinical	158		0
Masaka School of Comprehensive Nursing	295	7350	25
Medical Laboratory Technician's School, Jinja	361		0
Mulago paramedical schools	1418	2289	2
Soroti School of Comprehensive Nursing	190	4631	24
All Nations Theological College	49	24600	502
Africa Theological Seminary	183		0
Glad Tidings Bible College	208	2970	14

Katigondo National Major Seminary	247	34000	138
Reformed Theological College	97		0
Uganda Bible Institute	146	3500	24
Uganda Baptist Seminary	296		0
Pentacostal Theological College (PTC)	44	250	6
Uganda Institute of Information and Communications Tech	1004	3204	3
UMCAT School of Journalism and Mass Communication	300	200	1
International Institute of Business and Media Studies	179	520	3
Uganda College of Commerce Aduku	918	950	1
Uganda College of Commerce Kabale	772	6819	9
Uganda College of Commerce Pakwach	689		0
Uganda College of Commerce Soroti	744	1200	2
Uganda College of Commerce Tororo	1076		0
Royal Institute of Business and Technical Education	210	30	0
Rosa Mystica Inst of Business & Voc Training Fortportal	231		0
United College of Business Studies	98		0
Institute of Accountancy and Commerce	251	157	1
International School of Business and Technology	330	2000	6
International College of Business and Computer Science	60	24	0
Mbarara Business Institute	148	50	0
Kampala College of Business	107	50	0
Kabarole College of Commerce	144	251	2
Kampala College of Commerce and Advanced Studies	77	25	0
Kyotera College of Business Studies	75	55	1
Light Bureau of Accountany College	124		0
Mult- Tech Management Accountancy Programme	1600		0
Makerere Business Institute	647	61	0
Maganjo Institute of Career Education	807	806	1
Nyamitanga College of Business Studies	368	1280	3
Nakawa Institute of Business Studies	317	1274	4
YMCA College of Business Studies	558	505	1
YWCA Training Institute	744	3000	4
Zenith Business College	525	30	0
The College of Business Studies	91		0
Tropical College of Commerce and Computer Studies	68	250	4
Bridge Tutorial College	87		0
Bethel Training Institute	619	100	0
College of Business and Management Studies	50	20	0
College of Business Studies Uganda	60	200	3
Great Lakes Regional College	319	2000	6
Higher Learning Institute of Business Masaka	77	134	2
African College of Commerce	563	2367	4
Aptech Computer Education Centre	346	1500	4
Ankole West Institute of Science and Technology	823	18500	22
Buganda Royal Institute of Business and Technical Education	904	775	1
Celak Vocational College	432	1315	3
Institute of Management Science and Technology	463	700	2
Makerere International Inst of Env Devt & Practical Skills		1000	
Skills Resource Centre	27		0

AICM Vocatraing Training College	450	5000	11
Management Training and Advisory Centre	119	1548	13
Liberty College of Management and Journalism	30	238	8
Makerere Institute of Administrative Management	46	20	0
Mbarara Institute for Social Development	368	350	1
Nile Institute of Management Studies Arua	643	912	1
Nile Management Training Centre	30	20	1
Visions Institute of Public Relations and Management	142	700	5
Rukungiri Institute of Management	75	312	4
Kabalega College Masindi	597	10740	18
Nakanyonyi Teachers College	111	106	1
National Teachers College Unyama	1676		0
National Teachers College Mubende	1385	8900	6
National Teachers College Kabale	1403	11397	8
Uganda Technical College Kicwamba	577		0
Uganda Technical College Lira	661		0
Uganda Technical Collegeg Masaka	397	1000	3
Law Development Centre	800		0
Meteorological Training Institute	39	20	1
Uganda Cooperative College Kigumba	391		0
Michelangelo College of Creative Arts, Kisubi	195	250	1
St Paul Regional Study Center Arua	489	7088	14
	183985	1754073	9

Appendix 8 Computer Access

InstitutionName	Enrol	Computers for Students	Computer ratio	Computers for Staff	Shared	Total	Internet
Makerere University	33112	4960	7	231	0	5191	0
Mbarara University of Science and Technology	2778	120	23	152	158	298	298
Kyambugo University	22290	0		0	0	0	0
Gulu University	3752	110	34	95	110	205	80
Islamic University in Uganda	3883	200	19	80		280	
Uganda Christian University	7897	156	19	68		253	140
Uganda Martyrs University Nkozi	3454	155	16	81	20	256	20
Ndejje University	3416	0		0	0	0	0
Bugema University	1245	90	14	52	0	142	112
Nkumba University	6804	190	35	84	0	274	118
Kampala International University	13938	300	46	250	150	700	300
Aga Khan University	143	8	18	12	0	20	20
All Saints University Lango	289	8	36	3	0	11	0
Busoga University	1720	69	25	69	69	126	37
Cavendish University	530	40	13	10	3	53	53
Bishop Staurt University	2820	165	17	41	14	220	88
Kabale University	2202	40	55	17	17	58	58
Kumi University	751	0		0	0	0	0
Uganda Pentecoastal University	845	34	25	24	0	58	58
St. Lawrence University	1607						
Kampala University	600	50	12	2	2	54	54
Mountains of the Moon University	821						
Muteesa I Royal University	1828	115	16	12	4	152	
African Bible University	104						
International Health Sciences University	763	132	6	48		180	180
Bishop Barham University College	687	129	5	0	71	129	79
Uganda Management Institute	950	136	7	70	0	206	106
Team Institute of Business Management	656	10	66	3	5	13	0
Butabika School of Psychiatric Clinical Officers	467	9	52	5		14	1

International School of Business and Technology	330	125	3	16	14	155	55
International College of Business and Computer Science	60	10	6	2	8	8	
International Institute of Education Katwe	320	7	46	1	1	10	1
Mbarara Business Institute	148	3	49	1	1	5	
Kampala College of Business	107	21	5	2	9	10	1
Kabarole College of Commerce	144	15	10	2	4	17	
Kyotera College of Business Studies	75	0		0	6	6	0
Light Bureau of Accountancy College	124	15	8	3	9	12	
Mult- Tech Management Accountancy Programme	1600	900	2	4	40	68	40
Makerere Business Institute	647	48	13	21	3	0	0
Makerere College of Business and Computer Studies Rukungiri	156	0		0	0	0	0
Maganjo Institute of Career Education	807	8	101	3	3	2	2
Nyamitanga College of Business Studies	368	42	9	7	0	48	2
Nakawa Institute of Business Studies	317	24	13	5	2	31	3
YMCA College of Business Studies	558	13	43	5	5	23	6
YWCA Training Institute	744	28	27	4	20	20	
Zenith Business College	525	10	53	4	10	14	12
The College of Business Studies	91	10	9	1	0	10	0
Bridge Tutorial College	87	80	1	2	4	4	0
Bethel Training Institute	619	20	31	4	0	24	1
College of Business and Management Studies	50	3	17	1	0	4	0
College of Business Studies Uganda	60	50	1	2	4	4	0
Great Lakes Regional College	319	30	11	10	5	45	10
Higher Learning Institute of Business Masaka	77	13	6	2	0	15	8
African College of Commerce	563	21	27	3	5	40	29
Aptech Computer Education Centre	346	148	2	21		169	50
Ankole West Institute of Science and Technology	823	33	25	20		53	53
Buganda Royal Institute of Business and Technical Education	904	40	23	4	0	44	0
Celak Vocational College	432	30	14	5		35	5
Institute of Management Science and Technology	463	19	24	7	2	28	16
Makerere International Inst of Env Devt & Practical Skills		5	0	5	0	10	5
Skills Resource Centre	27	35	1	5	0	40	0
AICM Vocatraing Training College	450	80	6	10	8	98	8

Management Training and Advisory Centre	119	36	3	8	0	0	0	0
Mbarara Institute for Social Development	368	10	37	2	6	12	1	
Makerere Institute for Social Development	1211	0		0	0	0	0	
Nile Institute of Management Studies Arua	643	22	29	3	22	26	18	
Nile Management Training Centre	30	3	10	1		4		
Nsamizi Training Institute of Social Devt	1519	35	43	9	0	57	0	
Visions Institute of Public Relations and Management	142	15	9	2	0	17	0	
Rukungiri Institute of Management	75	5	15	1	1	6	1	
Kabalega College Masindi	597	15	40	5		20	3	
Nakanyonyi Teachers College	111							
National Teachers College Unyama	1676	25	67	5	25	30	4	
National Teachers College Mubende	1385	43	32	1	2	51	51	
National Teachers College Kabale	1403	21	67	21	21	40	16	
National Teachers College-Kaliro	1389	30	46	8	0	38	0	
Uganda Technical College Bushenyi	384	0		0	0	0	0	
Uganda Technical College Elgon	922	53	17	10	17	80	27	
Uganda Technical College Kicwamba	577	65	9	14	2	81	49	
Uganda Technical College Lira	661	20	33	10	70	100	10	
Uganda Technical Collegeg Masaka	397	20	20	2		22	6	
Law Development Centre	800			20	0	22	22	
Meteorological Training Institute	39	3	13	1	4	4	0	
Uganda Cooperative College Kigumba	391	15	26	3	2	20	2	
Artfield Institute of Design		4	0	1	35		76	
Michelangelo College of Creative Arts, Kisubi	195	5	39	4	1	10		
St Paul Regional Study Center Arua	489	17	29	4	14	21	4	
	183985	10330	17	1813	1145	46241	13217	

**Appendix 9 ESTIMATED UNIT COSTS OF STUDY AT PUBLIC UNIVERSITIES FOR THE PERIOD JUNE 2008-
JUNE 2009**

MAKERERE UNIVERSITY														
PROGRAM OFFERED	TEACHING AND WORKSHOP MATERIAL	LIBRARY AND OTHER RESOURCES	UTILITIES	LABS	STAFF DEV	INDUST /SCHOOL /COLLEGE PRACTICE	RES & PUB	ICT	ADMIN COSTS	PROPERTY & MAINT COSTS	STUDENT WELFARE	TOTAL COST	ENROL	UNIT COST
Bachelor of Science Electrical Engineering	25,594,785	20,982,677	60,269,873	-	3,470,099	33,940,693	63,897,877	9,252,385	269,049,448	48,254,710	598,134,569	1,730,990,016	292	5,928,048
Bach. Of Medicine and Bach. of Surgery	89,508,514	42,540,223	122,190,975	50,580,475	27,350,055	72,406,466	387,545,712	18,758,260	765,338,599	101,132,734	1,212,656,665	6,036,911,712	592	10,197,486
Bachelor Of Arts In Economics	5,460,215	84,218,144	241,905,106	8,268,078	2,921,701	103,868,464	69,316,747	37,136,285	1,059,314,518	210,678,340	2,400,732,040	4,202,654,161	1,172	4,894,282
Bachelor of Science	111,379,419	34,995,082	100,518,589	3,945,095	7,022,048	59,750,911	155,163,518	15,431,204	494,886,464	80,406,997	997,574,156	2,373,345,275	487	8,629,680
Bachelor Of Science In Agriculture	35,854,846	20,264,093	58,205,836	5,550,141	15,191,983	51,717,215	116,941,704	8,935,522	288,595,439	64,966,110	577,650,758	2,373,345,275	282	8,416,118
Bachelor Of Science In Computer Science	8,949,472	75,092,116	215,691,839	44,747,359	2,061,472	80,493,954	52,798,414	33,112,131	1,303,825,076	157,053,887	2,140,584,703	5,624,062,510	1,045	5,381,878
Bachelor Of Science In Forestry	38,552,142	8,551,160	24,562,037	815,068	4,693,688	90,427,891	98,702,596	3,770,664	113,559,966	29,912,782	243,760,369	1,362,350,554	119	11,448,324
Bachelor Of Science With Education	12,576,350	43,402,525	124,667,819	14,282,712	1,595,133	76,208,367	31,044,064	19,138,495	546,872,325	85,553,351	1,237,237,411	2,703,064,894	604	4,475,273
Bachelor Of Statistics	4,705,721	21,988,696	63,159,524	7,300,508	1,048,992	18,374,338	20,256,964	9,695,992	297,258,906	46,181,583	626,812,380	1,367,393,742	306	4,468,607
Bachelor of Veterinary Medicine	24,688,093	11,425,499	32,818,184	1,809,756	8,811,106	30,774,486	90,311,779	5,038,114	187,751,760	27,634,117	325,696,691	1,519,045,774	159	9,553,747
Bachelor Of Social Science	10,472,543	162,040,882	465,440,284	46,027,690	1,867,914	126,006,103	36,929,895	71,452,493	2,252,460,286	373,837,306	4,619,155,834	11,240,288,784	2,255	4,984,607
Bachelor Of Arts	3,208,901	68,121,843	195,670,683	10,203,998	6,410,310	64,023,912	135,788,641	30,038,565	851,964,736	139,970,157	1,941,889,027	4,813,519,297	948	5,077,552
Bachelor Of Law	25,074,434	85,655,313	246,033,179	-	42,258,170	70,691,666	565,964,842	37,770,010	1,046,151,595	168,296,295	2,441,700,016	6,730,493,305	1,192	5,646,387
Industrial Art and Fine Art (MTSIFA)	87,860,280	32,767,469	94,120,075	8,182,057	24,603,506	16,291,743	343,907,372	14,448,930	518,388,456	83,961,511	934,073,349	3,468,731,838	456	7,606,868
Bachelor of Library and Information Science	5,965,852	28,384,101	81,529,451	6,097,770	1,915,357	25,035,916	41,023,529	12,516,069	380,740,890	54,767,491	809,120,518	1,964,605,970	395	4,973,686
GULU UNIVERSITY														
PROGRAM OFFERED	TEACHING AND WORKSHOP MATERIAL	LIBRARY AND OTHER RESOURCES	UTILITIES	LABS	STAFF DEV	INDUSTRIAL /SCHOOL /COLLEGE PRACTICE	RES & PUB	ICT	ADMIN COSTS	PROPERTY & MAINT COSTS	STUDENT WELFARE	TOTAL COST	ENROL	UNIT COST
Agriculture and Environment	23,041,237	30,000,000	20,400,000	15,000,000	50,000,000	90,000,000	0	20,000,000	60,000,000	25,000,000	274,085,649	1,549,017,993	149	10,396,094
Human Medicine	60,000,000	50,000,000	20,400,000	20,000,000	70,000,000	200,000,000	0	20,000,000	100,000,000	35,000,000	517,562,251	2,613,562,300	251	10,412,599
Science (Basic)	22,886,598	30,000,000	20,400,000	20,000,000	45,000,000	80,000,000	0	20,000,000	60,000,000	25,000,000	266,696,148	1,548,724,121	148	10,464,352

Business Admin Education and Humanities	30,927,835	30,000,000	20,400,000	0	30,000,000	30,000,000	0	20,000,000	60,000,000	25,000,000	344,400,200	1,572,315,911	200	7,861,580
	34,329,897	30,000,000	20,400,000	0	25,000,000	120,000,000	0	20,000,000	60,000,000	25,000,000	388,944,222	1,734,197,076	222	7,811,699
	TEACHING& WORKSHOP MATERIAL	LIBRARY AND OTHER RESOURCES	UTILITIES	LABS	STAFF DEV	/SCHOOL /COLLEGE PRACTICE	RES & PUB	ICT	ADMIN COSTS	PROPERTY & MAINT COSTS	STUDENT WELFARE	TOTAL COST	ENROL	UNIT COST
MAKERERE UNIVERSITY BUSINESS SCHOOL (MUBS)														
PROGRAM OFFERED														
Bachelor of Business	234,457,986	30,806,544	58,830,383	00	7,736,907	00	22,931,182	33,488,201	336,642,362	39,885,216	109,566,537	1,709,790,557	583	2,932,745
Administration(BBA) Business Computing (BBC)	1,253,123,642	1,64,653,845	314,434,776	00	41,351,976	00	124,561,859	178,986,679	1,799,275,471	213,177,244	585,607,767	9,138,434,606	3116	2,932,745
Leisure and Hospitality Management	345,051,375	45,337,933	86,580,564	00	11,386,391	00	33,747,778	49,284,522	495,435,929	58,698,997	161,248,865	2,516,295,536	858	2,932,745
(BLHM) Human Resource Management(BHRM) Office Information Management (BOIM) International Business (BIB) Entrepreneurship & Small Business	143,972,485	18,917,226	36,125,690	00	4,750,965	00	14,081,241	20,563,938	206,720,353	24,492,122	67,280,995	1,049,922,846	358	2,932,745
Management (BIB) Entrepreneurship & Small Business	421,863,511	55,430,643	105,854,326	00	13,921,124	00	41,260,395	60,255,785	605,725,279	71,766,023	197,144,592	3,076,449,904	1049	2,932,745
Management (BOIM) International Business (BIB) Entrepreneurship & Small Business	235,664,459	30,965,068	59,133,113	00	7,776,720	00	23,049,181	33,660,524	338,374,655	40,090,457	110,130,344	1,718,588,792	586	2,932,745
Management (BOIM) International Business (BIB) Entrepreneurship & Small Business	301,216,177	39,578,219	75,581,402	00	9,939,869	00	29,460,473	43,023,435	432,495,933	51,241,898	140,763,870	2,196,626,292	749	2,932,745
Management (BOIM) International Business (BIB) Entrepreneurship & Small Business	202,285,363	26,579,231	50,757,604	00	6,675,239	00	19,784,536	28,892,907	290,447,870	34,412,116	94,531,677	1,475,170,926	503	2,932,745
Management (BOIM) International Business (BIB) Entrepreneurship & Small Business	30,161,833	3,963,106	7,568,231	00	995,314	00	2,949,981	4,308,088	43,307,336	5,131,031	14,095,181	219,955,904	75	2,932,745
Management (BOIM) International Business (BIB) Entrepreneurship & Small Business	393,712,466	51,731,744	98,790,644	00	12,992,165	00	38,507,080	56,234,903	565,305,098	66,977,061	183,989,090	2,871,157,728	979	2,932,745
TOTAL														
MBARARA UNIVERSITY OF SCIENCE AND TECHNOLOGY														
PROGRAM OFFERED						INDUSTRIAL/ SCHOOL /COLLEGE PRACTICE	RES & PUB	ICT	ADMIN COSTS	PROPERTY & MAINT COSTS	STUDENT WELFARE	TOTAL COST	ENROL	UNIT COST
Computer Science	115,000,000	50,000,000	40,000,000	-	-	7,000,000	2,000,000	3,000,000	60,000,000	10,000,000	60,000,000	621,000,000	113	5,495,575
Human Medicine	102,000,000	104,000,000	48,000,000	100,000,000	56,000,000	138,000,000	38,000,000	68,000,000	400,000,000	92,000,000	103,000,000	3,581,000,000	323	11,086,687
Nursing	50,000,000	9,000,000	13,000,000	-	-	12,000,000	3,000,000	6,000,000	45,000,000	10,000,000	18,000,000	387,000,000	83	4,662,651
Pharmacy	50,000,000	8,000,000	11,000,000	100,000,000	-	10,000,000	2,000,000	5,000,000	38,000,000	13,000,000	15,000,000	441,000,000	85	5,188,235
Science (Education)	88,000,000	90,000,000	47,000,000	80,000,000	44,000,000	119,000,000	33,000,000	58,000,000	350,000,000	73,000,000	175,000,000	2,727,000,000	268	10,175,373
Science (Laboratory) Computer	40,000,000	12,000,000	15,000,000	80,000,000	-	14,000,000	3,000,000	7,000,000	50,000,000	16,000,000	21,000,000	510,000,000	112	4,553,571
Engineering Information Technology	80,000,000	50,000,000	40,000,000	-	-	7,000,000	2,000,000	3,000,000	57,000,000	10,000,000	10,000,000	485,000,000	37	13,108,108
TOTAL	60,000,000	50,000,000	57,000,000	-	50,000,000	7,000,000	2,000,000	3,000,000	100,000,000	10,000,000	50,000,000	665,000,000	457	1,455,142

Development Studies	25,000,000	13,000,000	59,000,000	-	25,000,000	18,000,000	5,000,000	9,000,000	80,000,000	20,000,000	60,000,000	772,000,000	630	1,225,397
Business Admin	30,000,000	13,000,000	59,000,000	-	25,000,000	18,000,000	5,000,000	9,000,000	80,000,000	20,000,000	60,000,000	808,000,000	463	1,745,140
TOTAL	640,000,000	399,000,000	389,000,000	-	200,000,000	350,000,000	95,000,000	171,000,000	1,260,000,000	274,000,000	572,000,000			
KYAMBOGO UNIVERSITY														
PROGRAM OFFERED	TEACHING& WORKSHOP MATERIAL	LIBRARY AND OTHER RESOURCES	UTILITIES	LABS	STAFF DEV	SCHOOL /COLLEGE PRACTICE	RES & PUB	ICT	ADMIN COSTS	PROPERTY & MAINT COSTS	STUDENT WELFARE	TOTAL COST	ENROL	UNIT COST
Information technology Telecommunication	196,773,000	646,880	43,725,540	16,892,868	13,672,291	29,474,237	8,352,213	5,381,925	1,014,255,104	63,932,285	208,978,723	2,325,488,218	714	3,256,986
Eng. Science with Education	146,699,500	1,383,108	22,168,971	8,564,732	6,931,890	14,943,521	4,234,596	2,728,651	514,230,179	32,413,848	105,952,798	1,227,019,217	362	3,389,556
Statistics	258,219,000	1,831,636	47,399,955	18,312,437	14,821,224	31,951,064	9,054,080	5,834,188	1,099,486,626	69,304,746	226,539,960	2,566,948,246	774	3,316,471
Arts basic	567,334,000	5,360,885	62,771,259	24,250,967	19,627,589	42,312,455	11,990,222	7,726,153	1,456,038,490	91,779,541	300,004,469	3,627,694,950	1,025	3,539,215
Economics	1,341,064,200	1,399,191	183,720,757	70,978,439	57,446,603	123,841,332	35,093,333	22,613,132	4,261,576,069	268,623,046	878,061,860	10,283,926,996	3,000	3,427,976
Education with Arts Development	439,802,200	2,315,902	47,951,117	18,525,372	14,993,563	32,322,588	9,159,360	5,902,027	1,112,271,354	70,110,615	229,174,145	2,775,840,103	783	3,545,134
Studios	670,532,100	1,334,860	79,367,367	30,662,686	24,816,932	53,499,456	15,160,320	9,768,873	1,841,000,862	116,045,156	379,322,723	4,534,579,238	1,296	3,498,904
	15,687,248	15,548,353	45,746,468	17,673,631	14,304,204	30,836,492	8,738,240	5,630,670	1,061,132,441	66,887,138	218,637,403	2,257,660,039	747	3,022,303

NB: For purposes of fitting the table, some columns have been excluded

AVERAGE ESTIMATED UNIT COSTS FOR DIFFERENT PROGRAMS FROM PUBLIC UNIVERSITIES

Bachelor Human Medicine	10,565,591	Bachelor Information Technology	3,364,669	Bachelor of Science	7,882,535
Bachelor Business Administration	4,179,822	Bachelor of Economics	4,219,708	Bachelor of Education with Arts	5,655,301
Bachelor Development Studies	4,019,799	Bachelor of Agriculture	9,406,106		

Busitema University

NO FIGURES AVAILABLE AS YET